

Working Latinos Need Relief from High Energy Costs

ELAN SYKES

FEBRUARY 2026

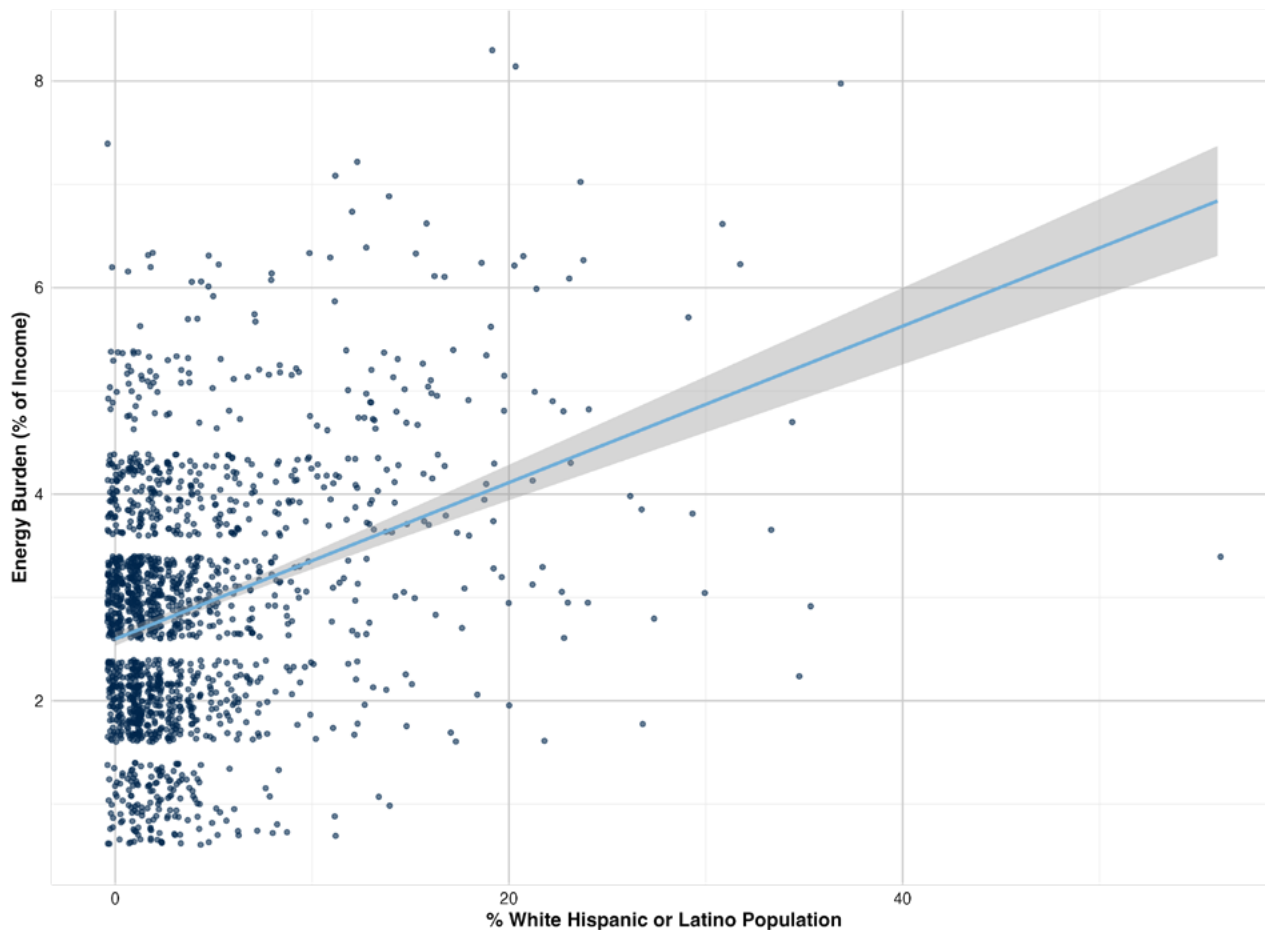
MASSACHUSETTS

In the scatter plots for each state, every panel reflects the relationship between Hispanic population and energy burdens in one Congressional District in that state. Within each district's panel, one dot represents each census tract in that district. The slope of each panel's light blue line reflects the correlation between higher Hispanic population and higher energy burdens for that district, with its confidence interval shown in gray (so a wider gray shading represents a looser fit for that panel's blue line). Then, each Congressional District in the states included in PPI's report "Working Latinos Need Relief from High Energy Costs" is mapped such that the fill color of each census tract scales according to the energy burden as a percent of area median income or the proportion of Hispanic households as share of the tract's population.

This appendix uses data from the Department of Energy's Low-income Energy Affordability Data (LEAD) tool collected through the Census Bureau. Importantly, these estimations are not causal and only reflect the statistical level of similarity between the two characteristics across the range of census tracts in each district. Additionally, the underlying data report values for energy burden calculated from area median income and average annual energy costs and so do not capture varying levels of energy burden within each tract or microdata like individual household burden. Even though this correlation does not allow for direct causal claims, the simplicity of this comparison provides significant insight when paired with the entire PPI report.

MASSACHUSETTS

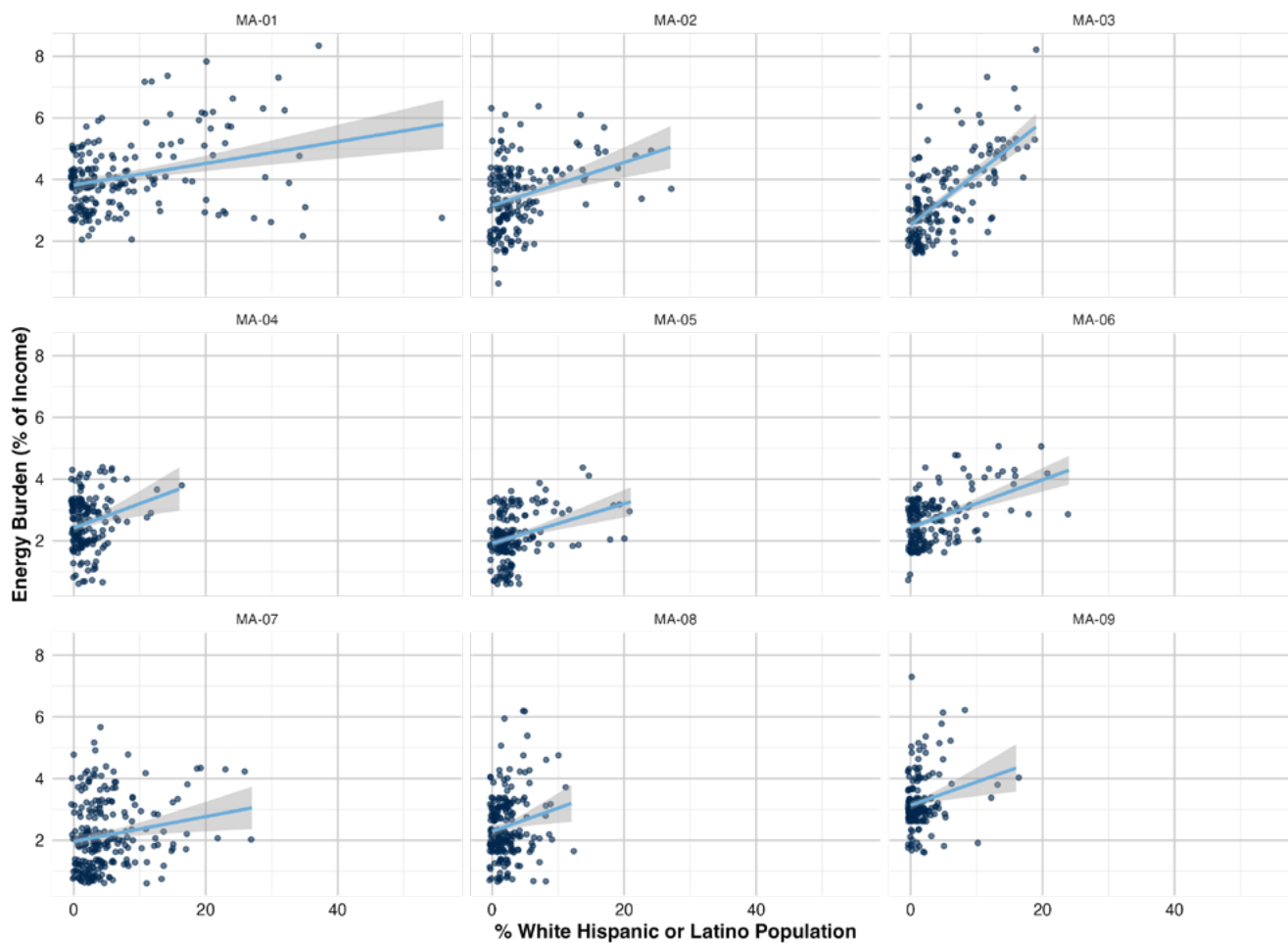
HISPANIC POPULATION SHARE AND ENERGY BURDENS IN MASSACHUSETTS CONGRESSIONAL DISTRICTS



Source: DOE LEAD Data

MASSACHUSETTS

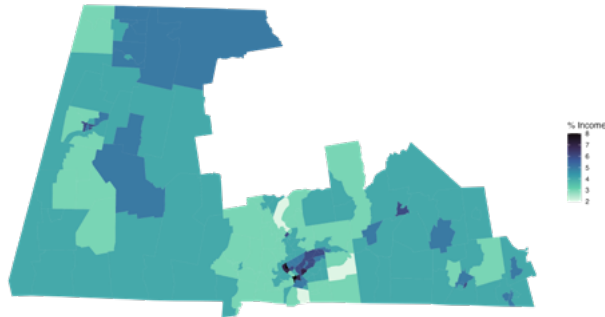
HISPANIC POPULATION SHARE AND ENERGY BURDENS IN MASSACHUSETTS CONGRESSIONAL DISTRICTS



Source: DOE LEAD Data

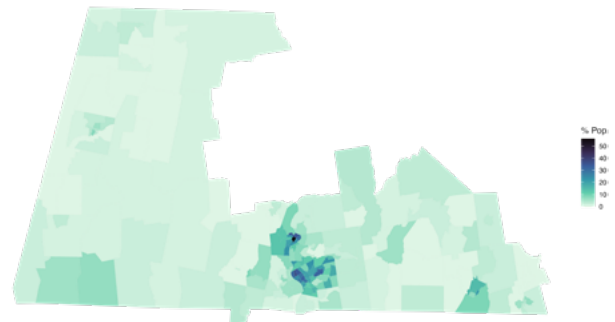
MASSACHUSETTS DISTRICT 01

ENERGY BURDENS IN MASSACHUSETTS CONGRESSIONAL DISTRICT 01



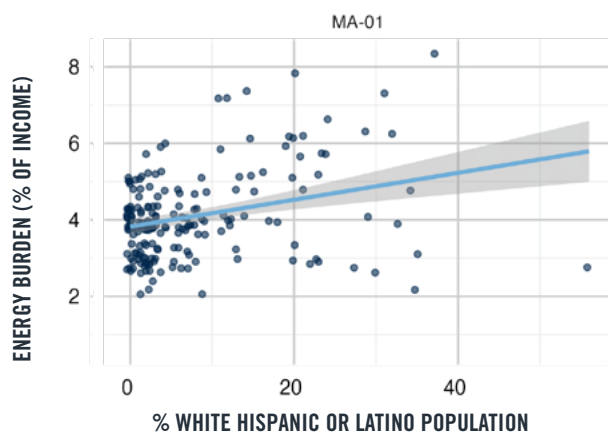
Source: Data from US Census via tigris and DOE LEAD Tool

HISPANIC POPULATION SHARE IN MASSACHUSETTS CONGRESSIONAL DISTRICT 01



Source: Data from US Census via tigris and DOE LEAD Tool

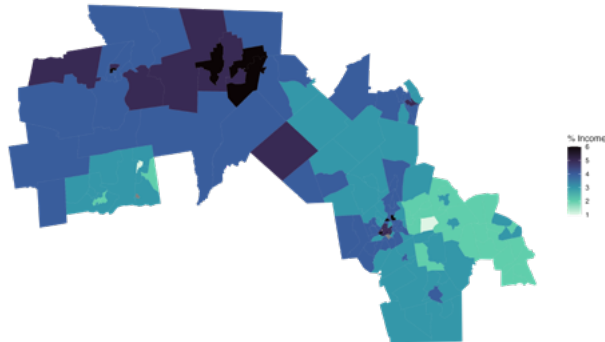
HISPANIC POPULATION SHARE AND ENERGY BURDENS IN MASSACHUSETTS CONGRESSIONAL DISTRICT 01



Source: DOE LEAD Data

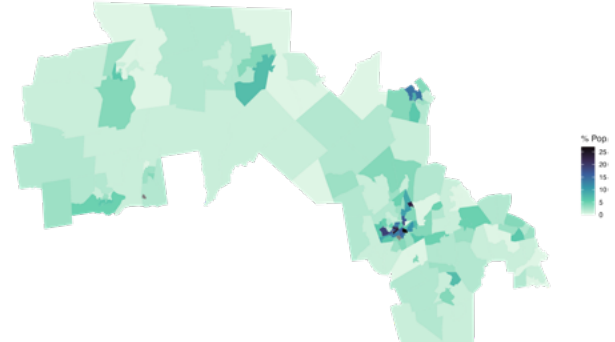
MASSACHUSETTS DISTRICT 02

ENERGY BURDENS IN MASSACHUSETTS CONGRESSIONAL DISTRICT 02



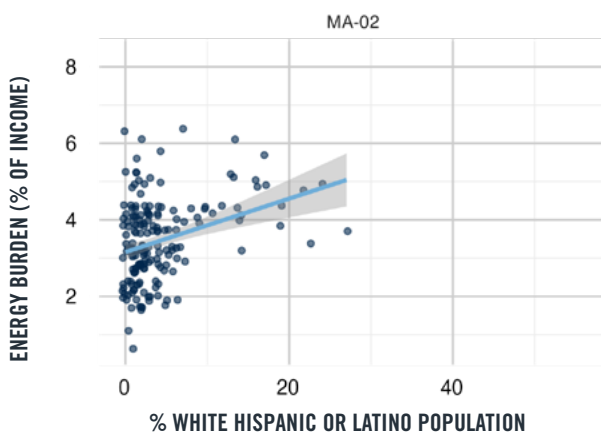
Source: Data from US Census via tigris and DOE LEAD Tool

HISPANIC POPULATION SHARE IN MASSACHUSETTS CONGRESSIONAL DISTRICT 02



Source: Data from US Census via tigris and DOE LEAD Tool

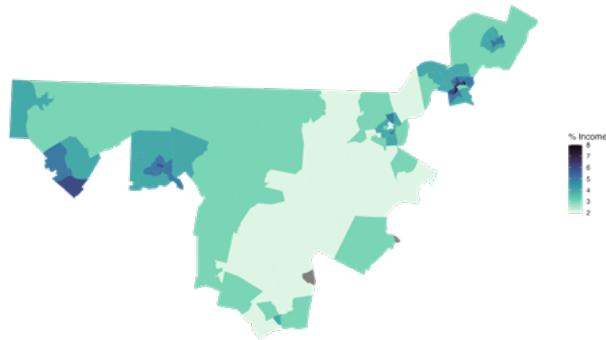
HISPANIC POPULATION SHARE AND ENERGY BURDENS IN MASSACHUSETTS CONGRESSIONAL DISTRICT 02



Source: DOE LEAD Data

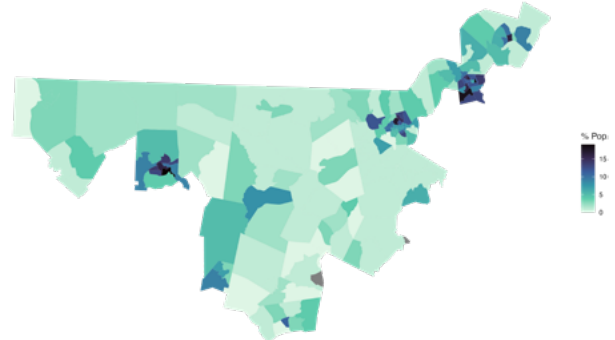
MASSACHUSETTS DISTRICT 03

ENERGY BURDENS IN MASSACHUSETTS CONGRESSIONAL DISTRICT 03



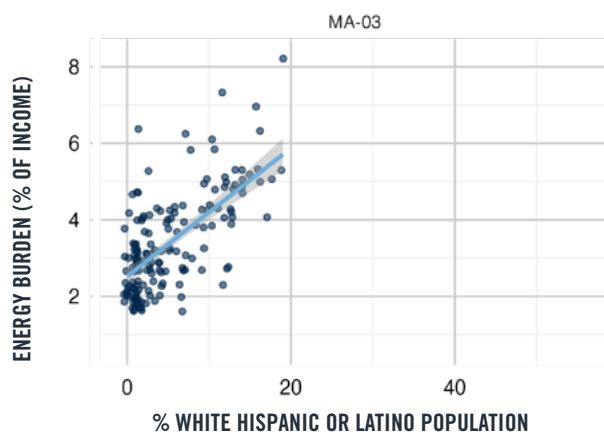
Source: Data from US Census via tigris and DOE LEAD Tool

HISPANIC POPULATION SHARE IN MASSACHUSETTS CONGRESSIONAL DISTRICT 03



Source: Data from US Census via tigris and DOE LEAD Tool

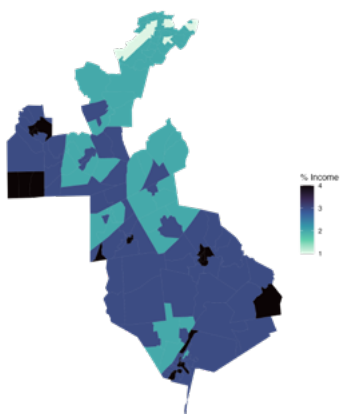
HISPANIC POPULATION SHARE AND ENERGY BURDENS IN MASSACHUSETTS CONGRESSIONAL DISTRICT 03



Source: DOE LEAD Data

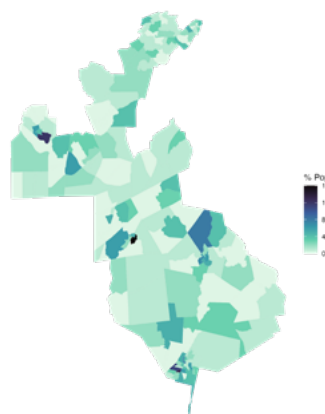
MASSACHUSETTS DISTRICT 04

ENERGY BURDENS IN MASSACHUSETTS CONGRESSIONAL DISTRICT 04



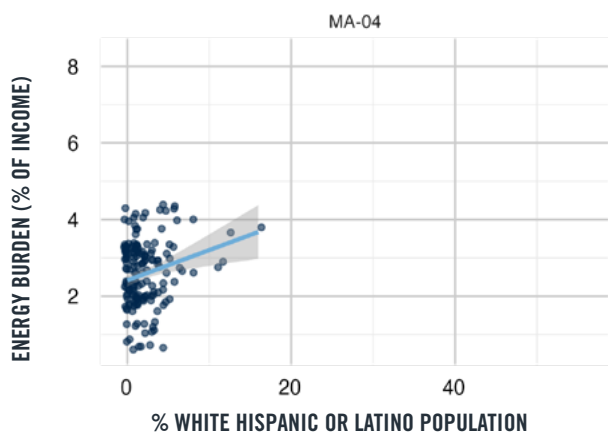
Source: Data from US Census via tigris and DOE LEAD Tool

HISPANIC POPULATION SHARE IN MASSACHUSETTS CONGRESSIONAL DISTRICT 04



Source: Data from US Census via tigris and DOE LEAD Tool

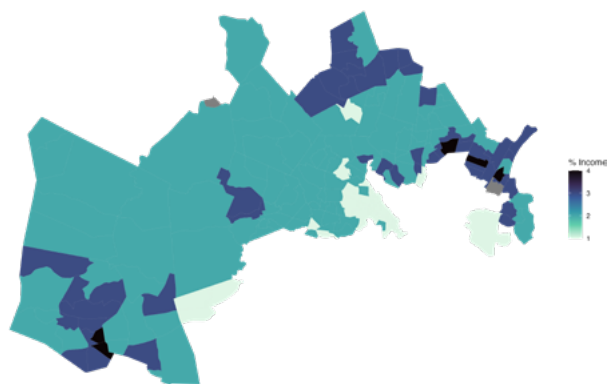
HISPANIC POPULATION SHARE AND ENERGY BURDENS IN MASSACHUSETTS CONGRESSIONAL DISTRICT 04



Source: DOE LEAD Data

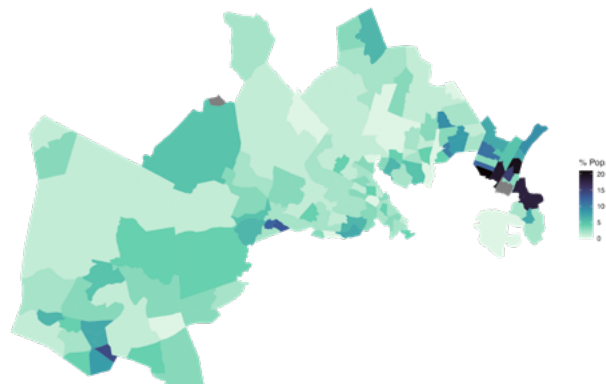
MASSACHUSETTS DISTRICT 05

ENERGY BURDENS IN MASSACHUSETTS CONGRESSIONAL DISTRICT 05



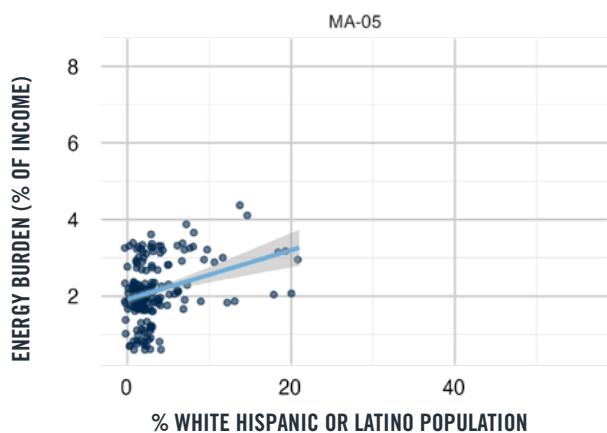
Source: Data from US Census via tigris and DOE LEAD Tool

HISPANIC POPULATION SHARE IN MASSACHUSETTS CONGRESSIONAL DISTRICT 05



Source: Data from US Census via tigris and DOE LEAD Tool

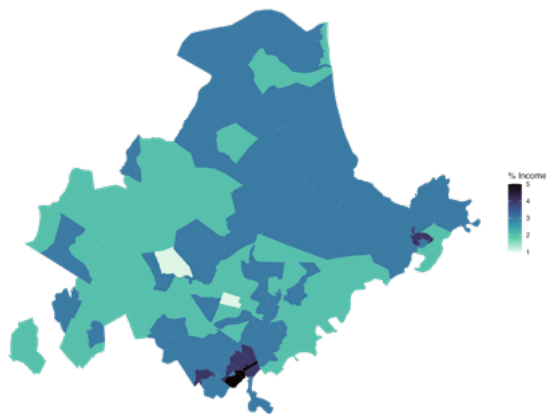
HISPANIC POPULATION SHARE AND ENERGY BURDENS IN MASSACHUSETTS CONGRESSIONAL DISTRICT 05



Source: DOE LEAD Data

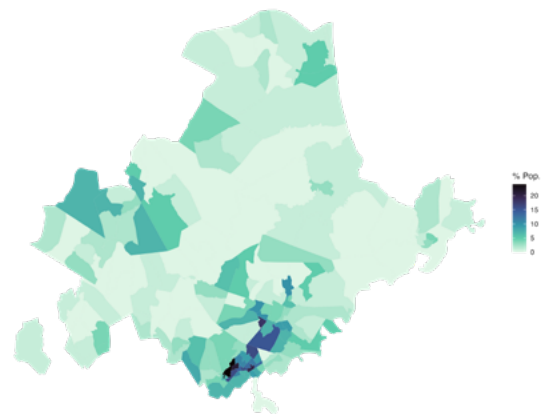
MASSACHUSETTS DISTRICT 06

ENERGY BURDENS IN MASSACHUSETTS CONGRESSIONAL DISTRICT 06



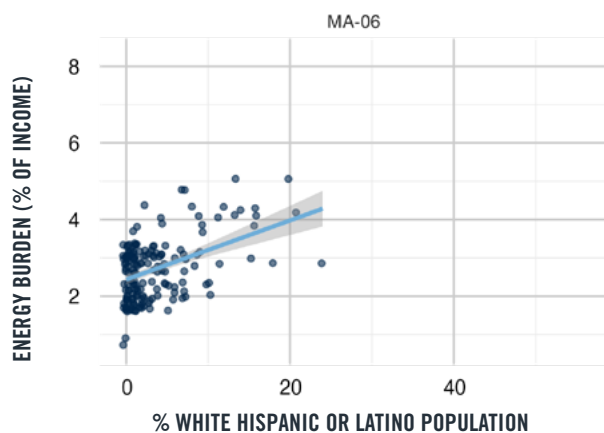
Source: Data from US Census via tigris and DOE LEAD Tool

HISPANIC POPULATION SHARE IN MASSACHUSETTS CONGRESSIONAL DISTRICT 06



Source: Data from US Census via tigris and DOE LEAD Tool

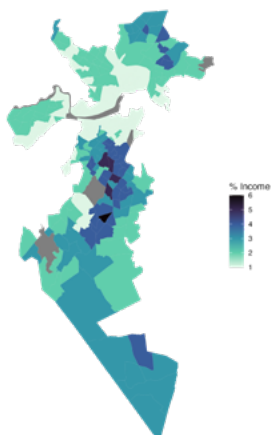
HISPANIC POPULATION SHARE AND ENERGY BURDENS IN MASSACHUSETTS CONGRESSIONAL DISTRICT 06



Source: DOE LEAD Data

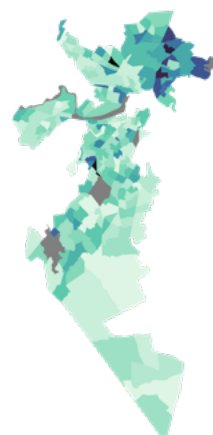
MASSACHUSETTS DISTRICT 07

ENERGY BURDENS IN MASSACHUSETTS CONGRESSIONAL DISTRICT 07



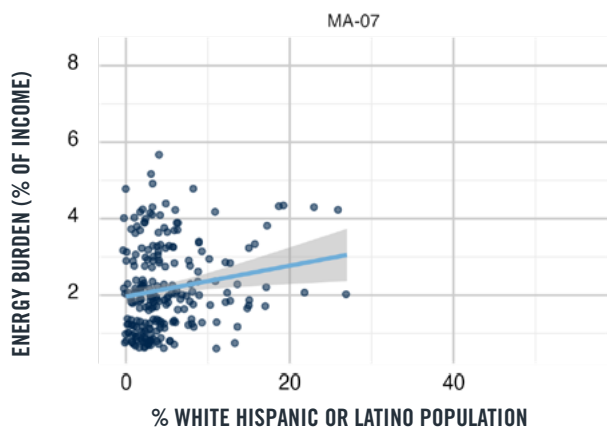
Source: Data from US Census via tigris and DOE LEAD Tool

HISPANIC POPULATION SHARE IN MASSACHUSETTS CONGRESSIONAL DISTRICT 07



Source: Data from US Census via tigris and DOE LEAD Tool

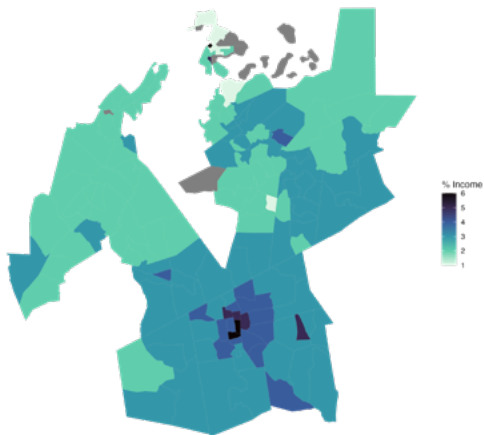
HISPANIC POPULATION SHARE AND ENERGY BURDENS IN MASSACHUSETTS CONGRESSIONAL DISTRICT 07



Source: DOE LEAD Data

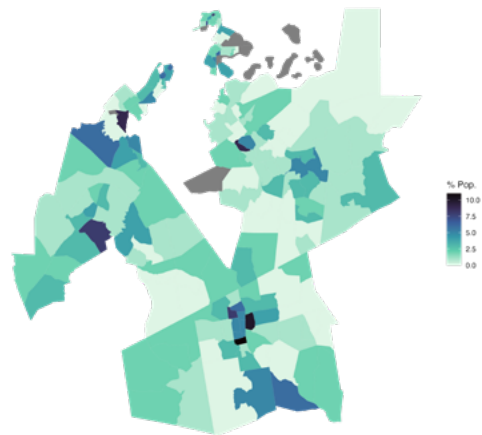
MASSACHUSETTS DISTRICT 08

ENERGY BURDENS IN MASSACHUSETTS CONGRESSIONAL DISTRICT 08



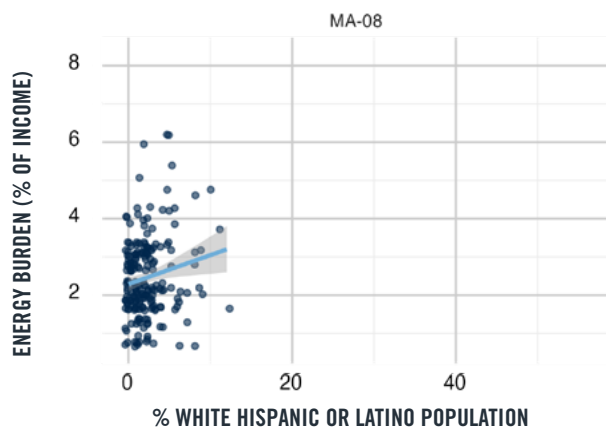
Source: Data from US Census via tigris and DOE LEAD Tool

HISPANIC POPULATION SHARE IN MASSACHUSETTS CONGRESSIONAL DISTRICT 08



Source: Data from US Census via tigris and DOE LEAD Tool

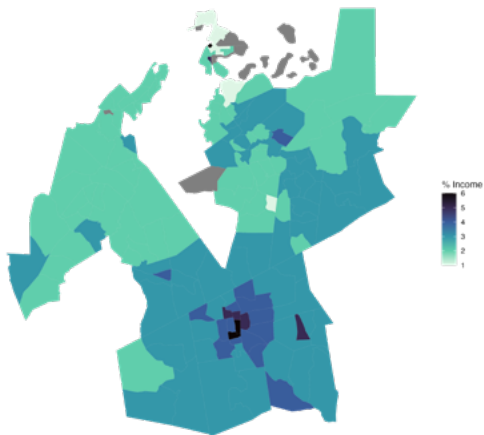
HISPANIC POPULATION SHARE AND ENERGY BURDENS IN MASSACHUSETTS CONGRESSIONAL DISTRICT 08



Source: DOE LEAD Data

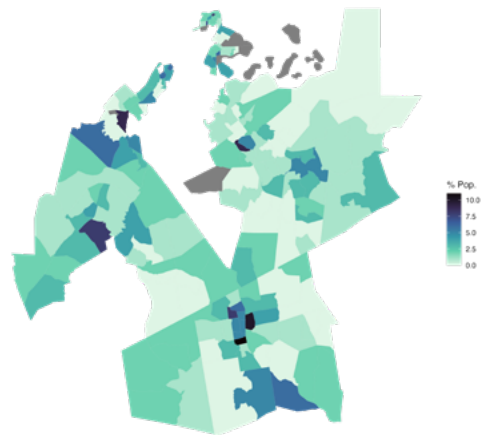
MASSACHUSETTS DISTRICT 09

ENERGY BURDENS IN MASSACHUSETTS CONGRESSIONAL DISTRICT 09



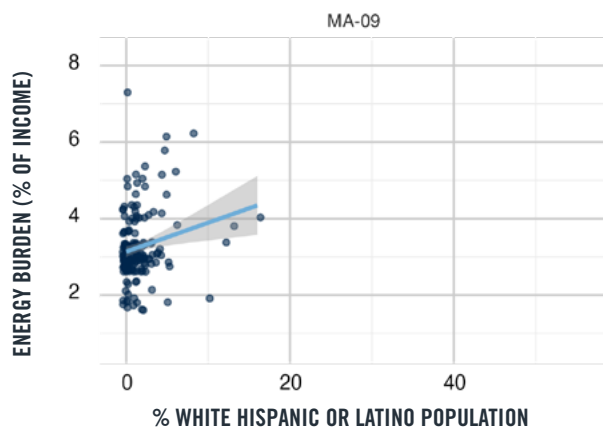
Source: Data from US Census via tigris and DOE LEAD Tool

HISPANIC POPULATION SHARE IN MASSACHUSETTS CONGRESSIONAL DISTRICT 09



Source: Data from US Census via tigris and DOE LEAD Tool

HISPANIC POPULATION SHARE AND ENERGY BURDENS IN MASSACHUSETTS CONGRESSIONAL DISTRICT 09



Source: DOE LEAD Data