

Working Latinos Need Relief from High Energy Costs

ELAN SYKES

FEBRUARY 2026

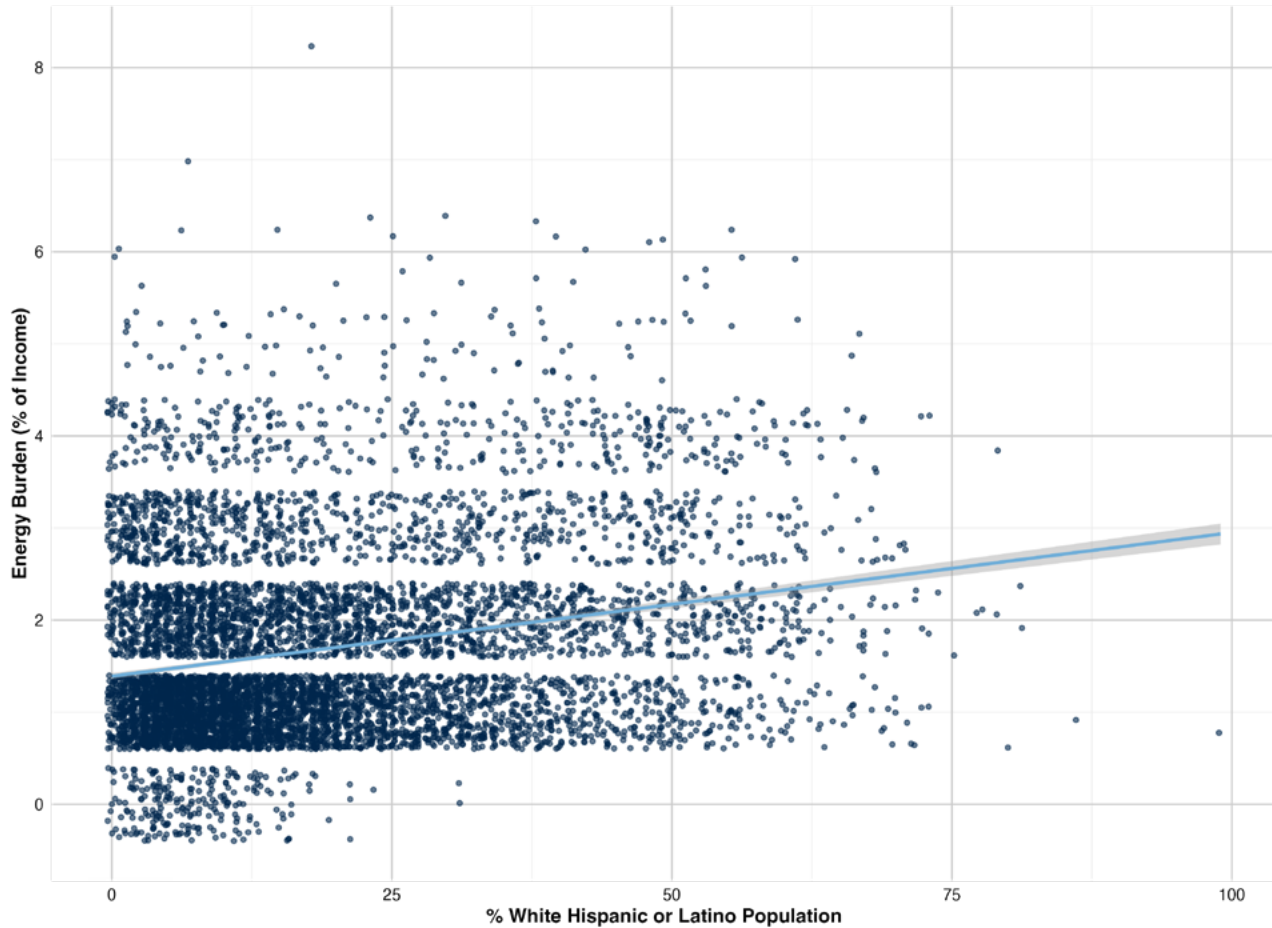
TEXAS

In the scatter plots for each state, every panel reflects the relationship between Hispanic population and energy burdens in one Congressional District in that state. Within each district's panel, one dot represents each census tract in that district. The slope of each panel's light blue line reflects the correlation between higher Hispanic population and higher energy burdens for that district, with its confidence interval shown in gray (so a wider gray shading represents a looser fit for that panel's blue line). Then, each Congressional District in the states included in PPI's report "Working Latinos Need Relief from High Energy Costs" is mapped such that the fill color of each census tract scales according to the energy burden as a percent of area median income or the proportion of Hispanic households as share of the tract's population.

This appendix uses data from the Department of Energy's Low-income Energy Affordability Data (LEAD) tool collected through the Census Bureau. Importantly, these estimations are not causal and only reflect the statistical level of similarity between the two characteristics across the range of census tracts in each district. Additionally, the underlying data report values for energy burden calculated from area median income and average annual energy costs and so do not capture varying levels of energy burden within each tract or microdata like individual household burden. Even though this correlation does not allow for direct causal claims, the simplicity of this comparison provides significant insight when paired with the entire PPI report.

TEXAS

HISPANIC POPULATION SHARE AND ENERGY BURDENS IN TEXAS CONGRESSIONAL DISTRICTS



Source: DOE LEAD Data

TEXAS

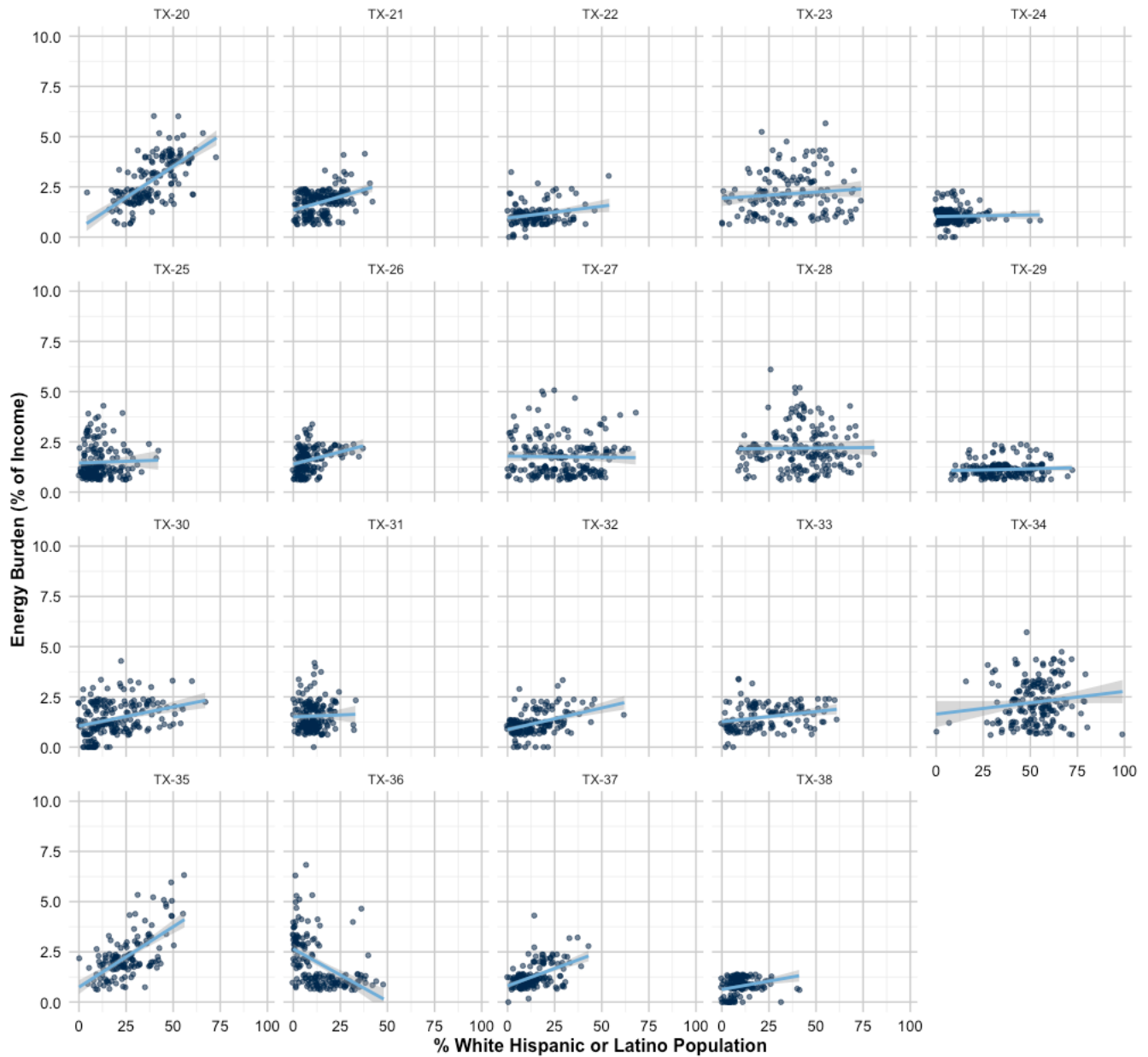
HISPANIC POPULATION SHARE AND ENERGY BURDENS IN TEXAS CONGRESSIONAL DISTRICTS



Source: DOE LEAD Data

TEXAS

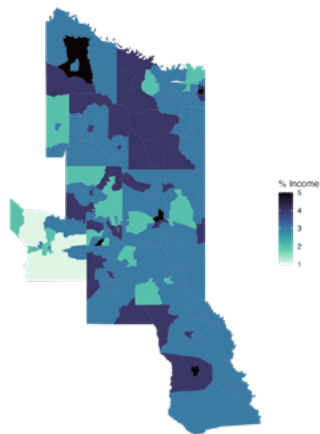
HISPANIC POPULATION SHARE AND ENERGY BURDENS IN TEXAS CONGRESSIONAL DISTRICTS



Source: DOE LEAD Data

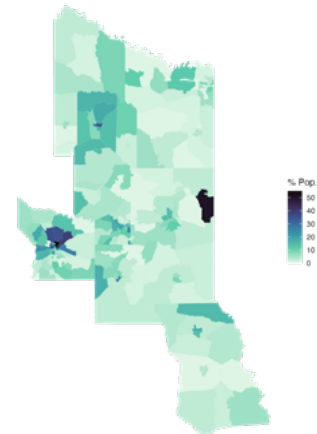
TEXAS DISTRICT 01

ENERGY BURDENS IN TEXAS CONGRESSIONAL DISTRICT 01



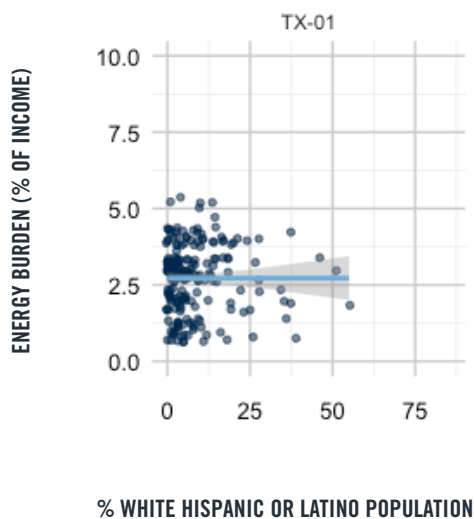
Source: Data from US Census via tigris and DOE LEAD Tool

HISPANIC POPULATION SHARE IN TEXAS CONGRESSIONAL DISTRICT 01



Source: Data from US Census via tigris and DOE LEAD Tool

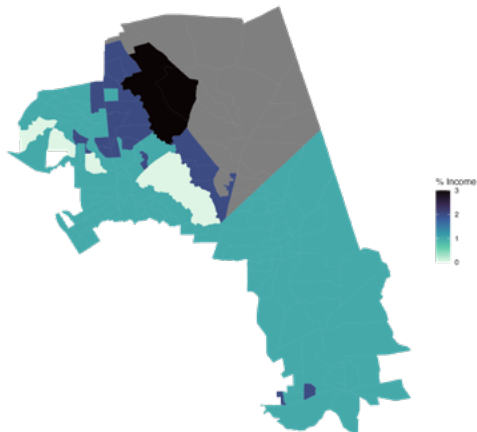
HISPANIC POPULATION SHARE AND ENERGY BURDENS IN TEXAS CONGRESSIONAL DISTRICT 01



Source: DOE LEAD Data

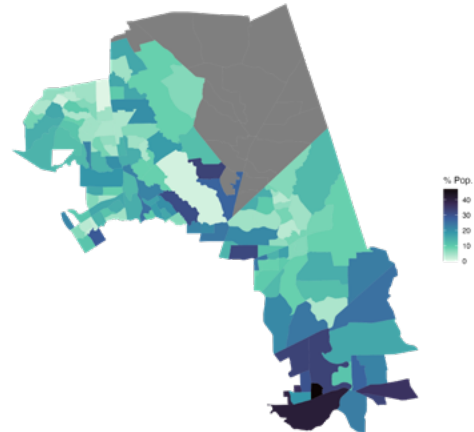
TEXAS DISTRICT 02

ENERGY BURDENS IN TEXAS CONGRESSIONAL DISTRICT 02



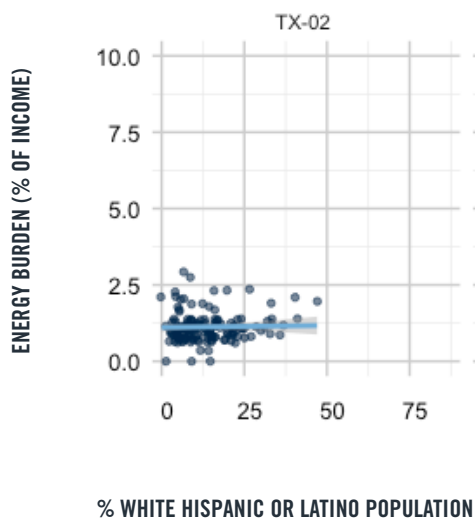
Source: Data from US Census via tigris and DOE LEAD Tool

HISPANIC POPULATION SHARE IN TEXAS CONGRESSIONAL DISTRICT 02



Source: Data from US Census via tigris and DOE LEAD Tool

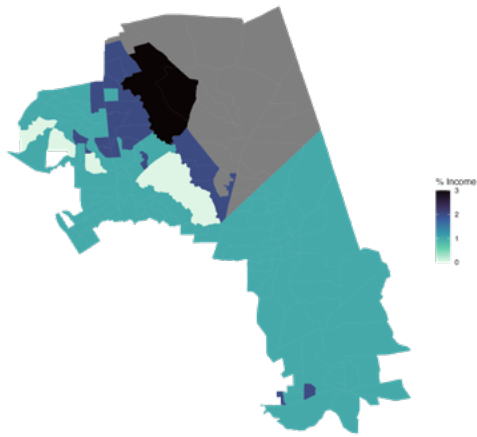
HISPANIC POPULATION SHARE AND ENERGY BURDENS IN TEXAS CONGRESSIONAL DISTRICT 02



Source: DOE LEAD Data

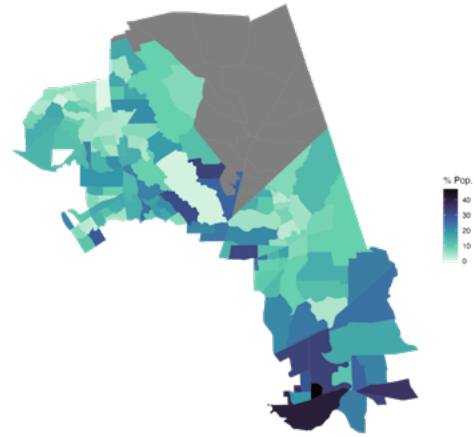
TEXAS DISTRICT 03

ENERGY BURDENS IN TEXAS CONGRESSIONAL DISTRICT 03



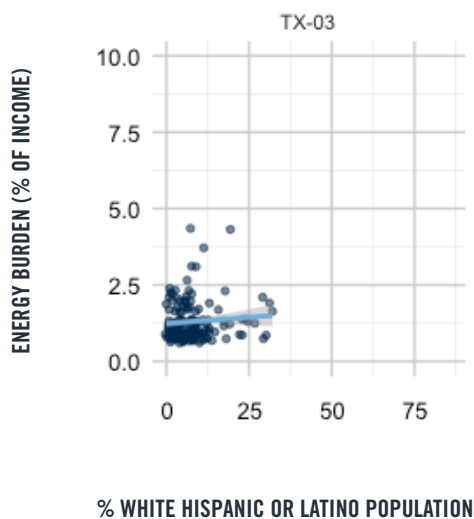
Source: Data from US Census via tigris and DOE LEAD Tool

HISPANIC POPULATION SHARE IN TEXAS CONGRESSIONAL DISTRICT 03



Source: Data from US Census via tigris and DOE LEAD Tool

HISPANIC POPULATION SHARE AND ENERGY BURDENS IN TEXAS CONGRESSIONAL DISTRICT 03



Source: DOE LEAD Data

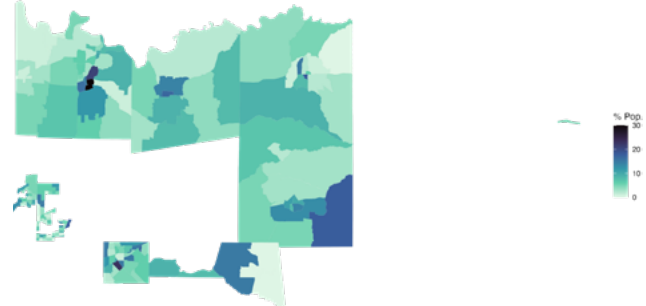
TEXAS DISTRICT 04

ENERGY BURDENS IN TEXAS CONGRESSIONAL DISTRICT 04



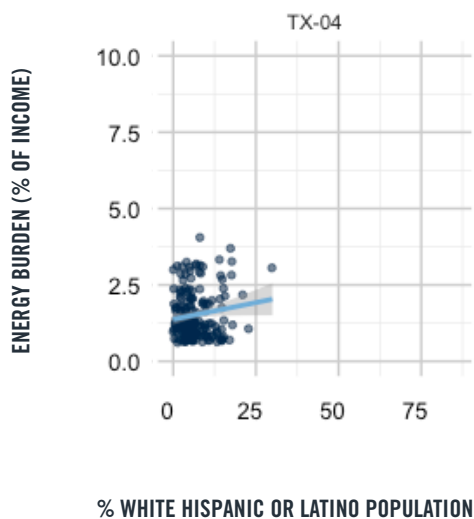
Source: Data from US Census via tigris and DOE LEAD Tool

HISPANIC POPULATION SHARE IN TEXAS CONGRESSIONAL DISTRICT 04



Source: Data from US Census via tigris and DOE LEAD Tool

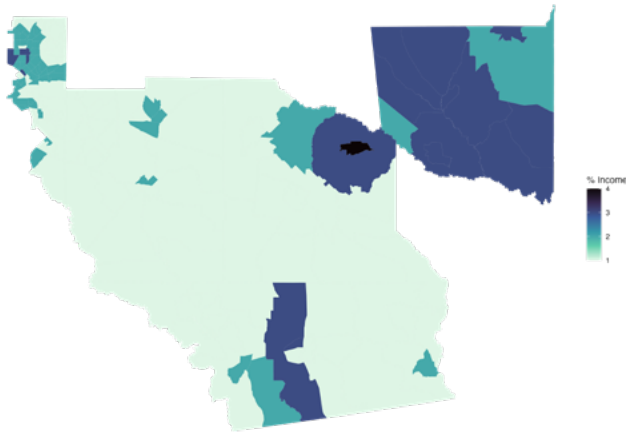
HISPANIC POPULATION SHARE AND ENERGY BURDENS IN TEXAS CONGRESSIONAL DISTRICT 04



Source: DOE LEAD Data

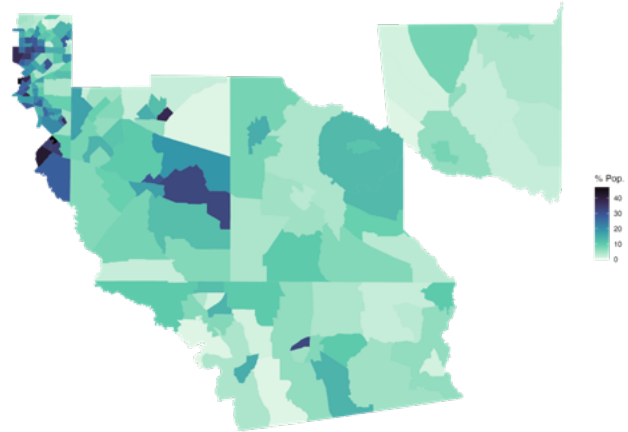
TEXAS DISTRICT 05

ENERGY BURDENS IN TEXAS CONGRESSIONAL DISTRICT 05



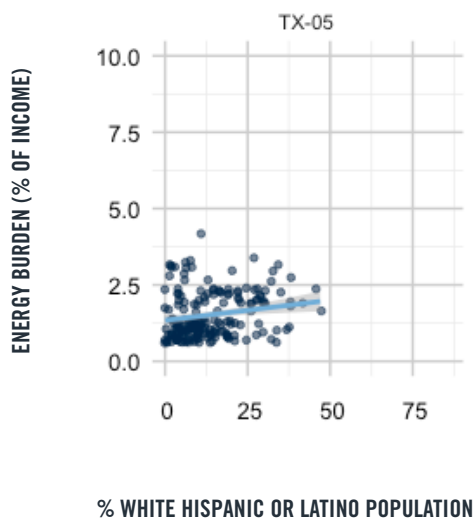
Source: Data from US Census via tigris and DOE LEAD Tool

HISPANIC POPULATION SHARE IN TEXAS CONGRESSIONAL DISTRICT 05



Source: Data from US Census via tigris and DOE LEAD Tool

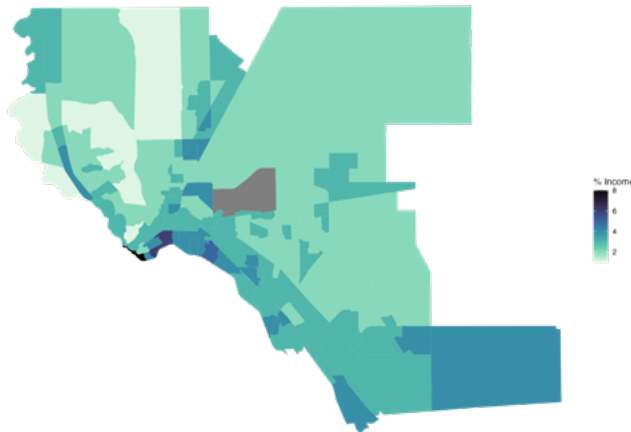
HISPANIC POPULATION SHARE AND ENERGY BURDENS IN TEXAS CONGRESSIONAL DISTRICT 05



Source: DOE LEAD Data

TEXAS DISTRICT 06

ENERGY BURDENS IN TEXAS CONGRESSIONAL DISTRICT 06



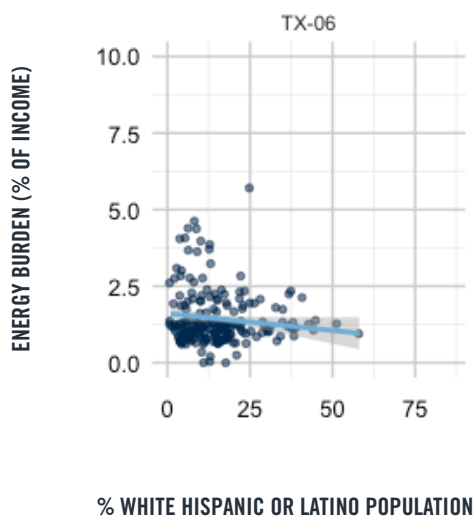
Source: Data from US Census via tigris and DOE LEAD Tool

HISPANIC POPULATION SHARE IN TEXAS CONGRESSIONAL DISTRICT 06



Source: Data from US Census via tigris and DOE LEAD Tool

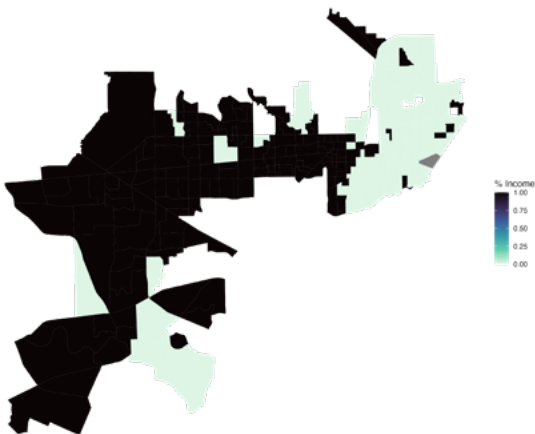
HISPANIC POPULATION SHARE AND ENERGY BURDENS IN TEXAS CONGRESSIONAL DISTRICT 06



Source: DOE LEAD Data

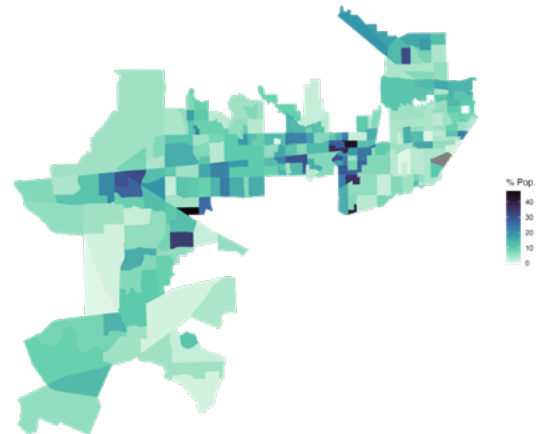
TEXAS DISTRICT 07

ENERGY BURDENS IN TEXAS CONGRESSIONAL DISTRICT 07



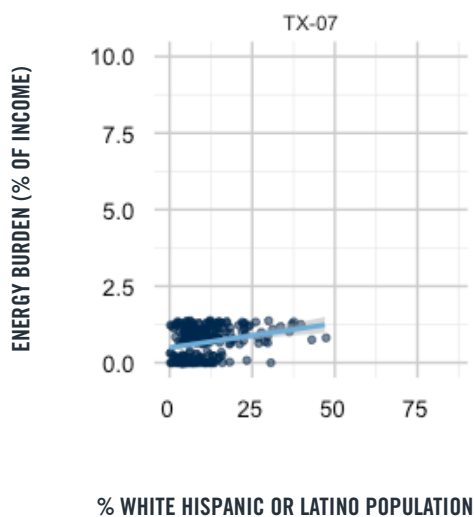
Source: Data from US Census via tigris and DOE LEAD Tool

HISPANIC POPULATION SHARE IN TEXAS CONGRESSIONAL DISTRICT 07



Source: Data from US Census via tigris and DOE LEAD Tool

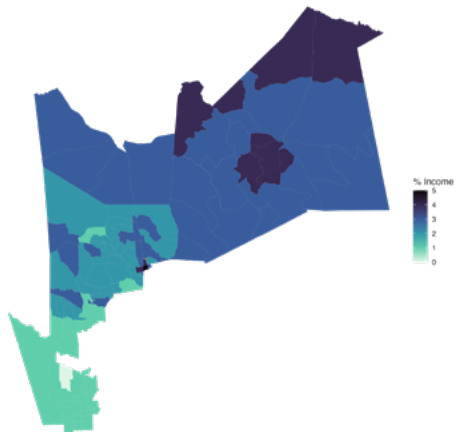
HISPANIC POPULATION SHARE AND ENERGY BURDENS IN TEXAS CONGRESSIONAL DISTRICT 07



Source: DOE LEAD Data

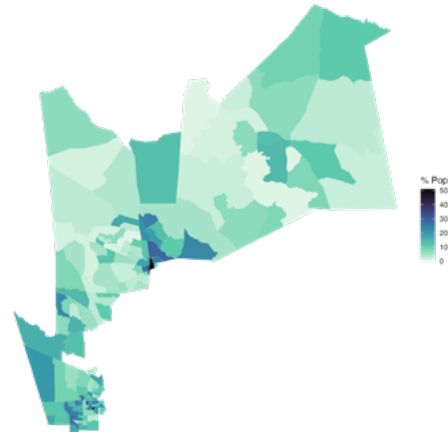
TEXAS DISTRICT 08

ENERGY BURDENS IN TEXAS CONGRESSIONAL DISTRICT 08



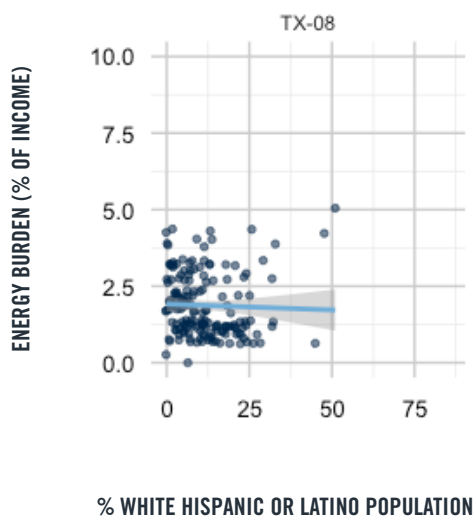
Source: Data from US Census via tigris and DOE LEAD Tool

HISPANIC POPULATION SHARE IN TEXAS CONGRESSIONAL DISTRICT 08



Source: Data from US Census via tigris and DOE LEAD Tool

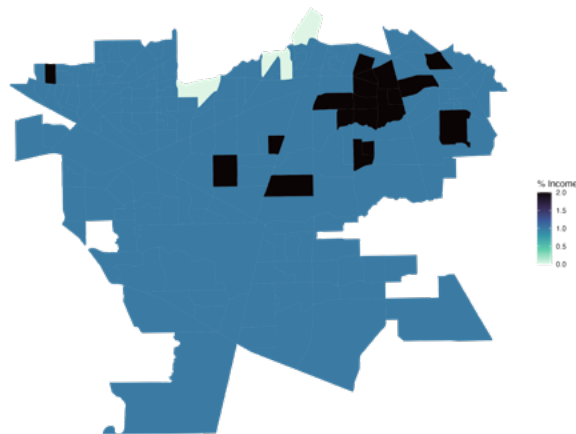
HISPANIC POPULATION SHARE AND ENERGY BURDENS IN TEXAS CONGRESSIONAL DISTRICT 08



Source: DOE LEAD Data

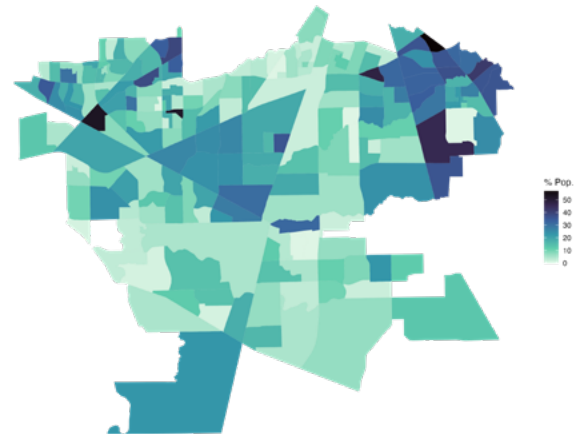
TEXAS DISTRICT 09

ENERGY BURDENS IN TEXAS CONGRESSIONAL DISTRICT 09



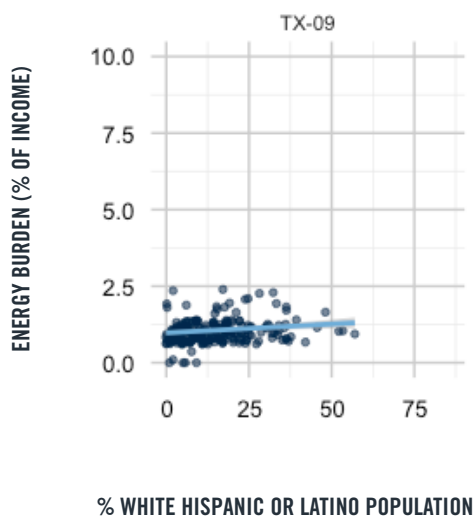
Source: Data from US Census via tigris and DOE LEAD Tool

HISPANIC POPULATION SHARE IN TEXAS CONGRESSIONAL DISTRICT 09



Source: Data from US Census via tigris and DOE LEAD Tool

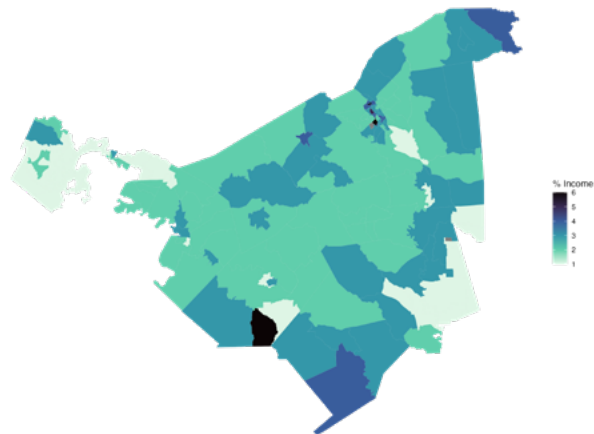
HISPANIC POPULATION SHARE AND ENERGY BURDENS IN TEXAS CONGRESSIONAL DISTRICT 09



Source: DOE LEAD Data

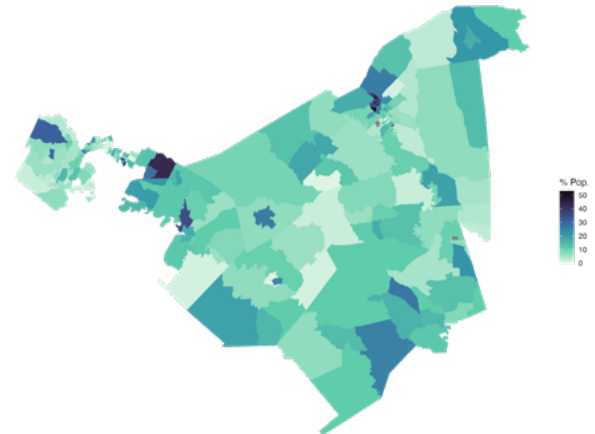
TEXAS DISTRICT 10

ENERGY BURDENS IN TEXAS CONGRESSIONAL DISTRICT 10



Source: Data from US Census via tigris and DOE LEAD Tool

HISPANIC POPULATION SHARE IN TEXAS CONGRESSIONAL DISTRICT 10



Source: Data from US Census via tigris and DOE LEAD Tool

HISPANIC POPULATION SHARE AND ENERGY BURDENS IN TEXAS CONGRESSIONAL DISTRICT 10



Source: DOE LEAD Data

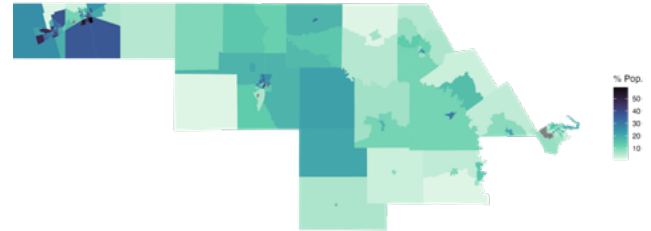
TEXAS DISTRICT 11

ENERGY BURDENS IN TEXAS CONGRESSIONAL DISTRICT 11



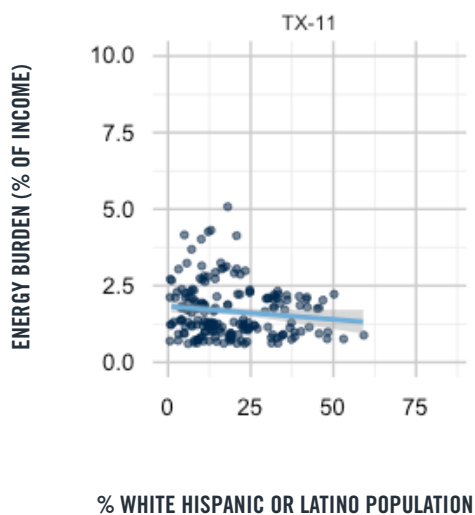
Source: Data from US Census via tigris and DOE LEAD Tool

HISPANIC POPULATION SHARE IN TEXAS CONGRESSIONAL DISTRICT 11



Source: Data from US Census via tigris and DOE LEAD Tool

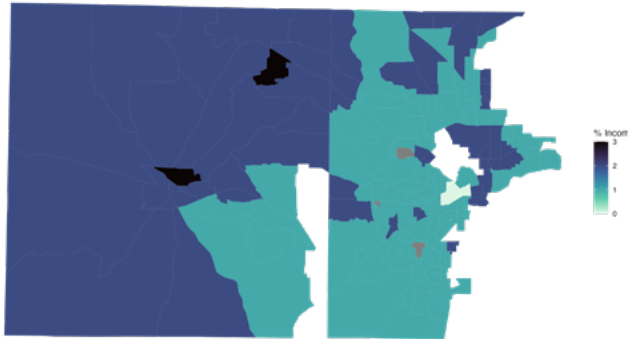
HISPANIC POPULATION SHARE AND ENERGY BURDENS IN TEXAS CONGRESSIONAL DISTRICT 11



Source: DOE LEAD Data

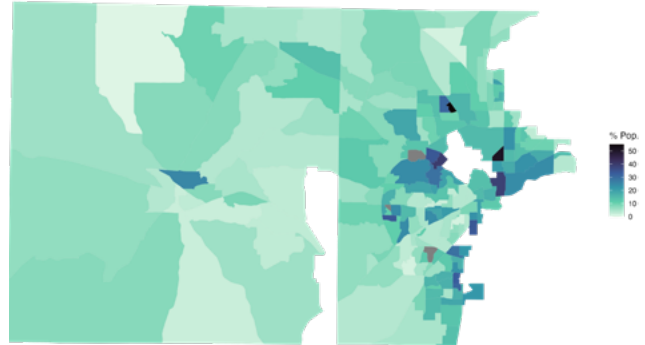
TEXAS DISTRICT 12

ENERGY BURDENS IN TEXAS CONGRESSIONAL DISTRICT 12



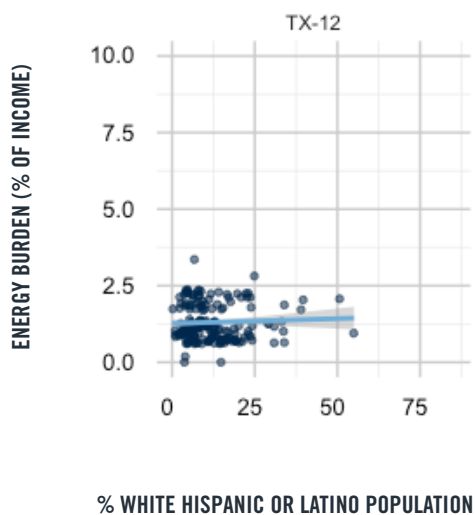
Source: Data from US Census via tigris and DOE LEAD Tool

HISPANIC POPULATION SHARE IN TEXAS CONGRESSIONAL DISTRICT 12



Source: Data from US Census via tigris and DOE LEAD Tool

HISPANIC POPULATION SHARE AND ENERGY BURDENS IN TEXAS CONGRESSIONAL DISTRICT 12



Source: DOE LEAD Data

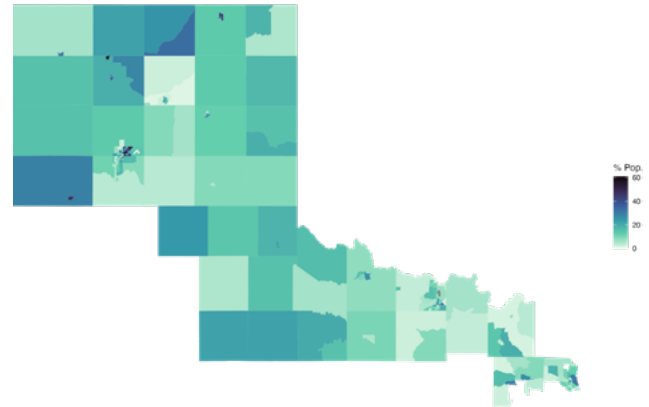
TEXAS DISTRICT 13

ENERGY BURDENS IN TEXAS CONGRESSIONAL DISTRICT 13



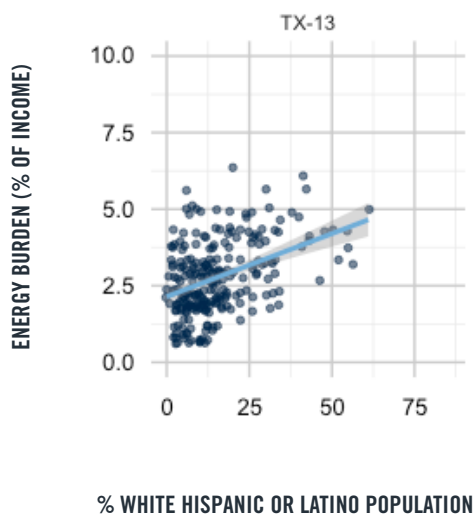
Source: Data from US Census via tigris and DOE LEAD Tool

HISPANIC POPULATION SHARE IN TEXAS CONGRESSIONAL DISTRICT 13



Source: Data from US Census via tigris and DOE LEAD Tool

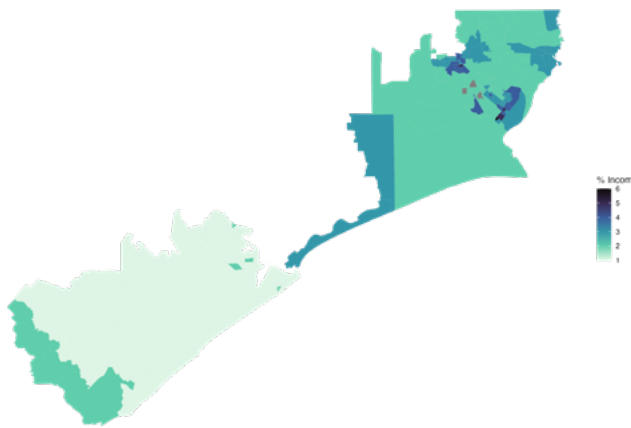
HISPANIC POPULATION SHARE AND ENERGY BURDENS IN TEXAS CONGRESSIONAL DISTRICT 13



Source: DOE LEAD Data

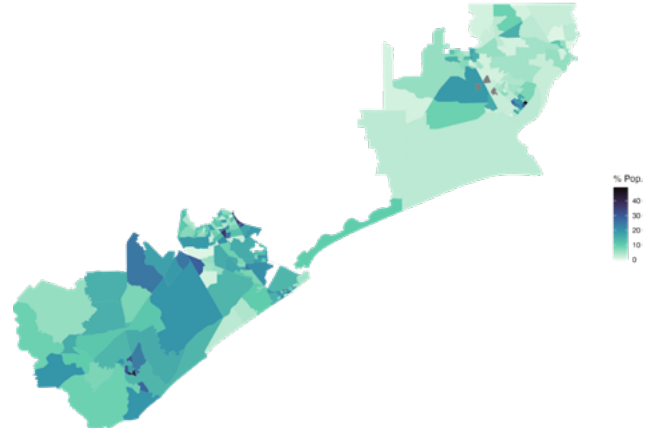
TEXAS DISTRICT 14

ENERGY BURDENS IN TEXAS CONGRESSIONAL DISTRICT 14



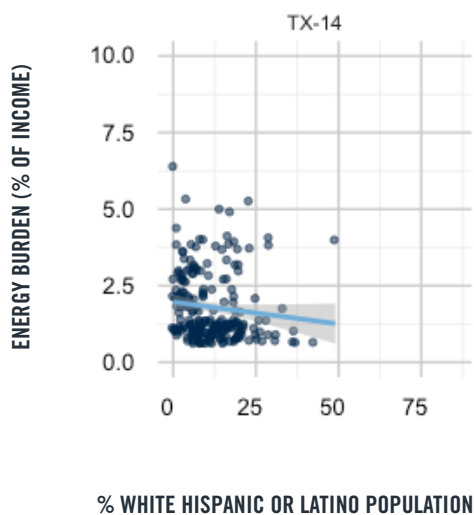
Source: Data from US Census via tigris and DOE LEAD Tool

HISPANIC POPULATION SHARE IN TEXAS CONGRESSIONAL DISTRICT 14



Source: Data from US Census via tigris and DOE LEAD Tool


HISPANIC POPULATION SHARE AND ENERGY BURDENS IN TEXAS CONGRESSIONAL DISTRICT 14



Source: DOE LEAD Data

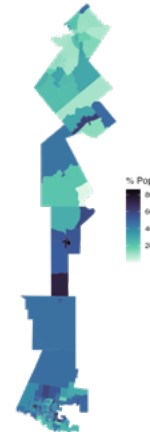
TEXAS DISTRICT 15

ENERGY BURDENS IN TEXAS CONGRESSIONAL DISTRICT 15



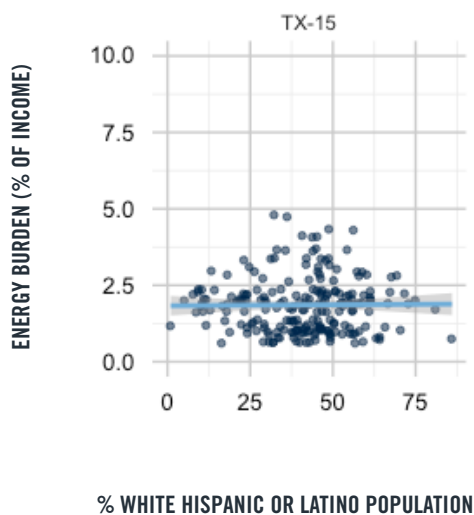
Source: Data from US Census via tigris and DOE LEAD Tool

HISPANIC POPULATION SHARE IN TEXAS CONGRESSIONAL DISTRICT 15



Source: Data from US Census via tigris and DOE LEAD Tool

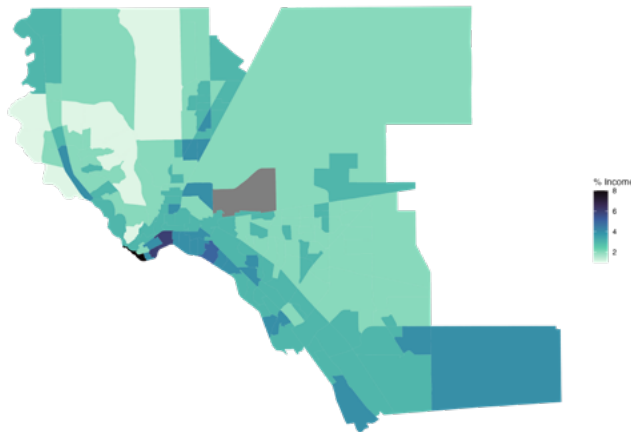
HISPANIC POPULATION SHARE AND ENERGY BURDENS IN TEXAS CONGRESSIONAL DISTRICT 15



Source: DOE LEAD Data

TEXAS DISTRICT 16

ENERGY BURDENS IN TEXAS CONGRESSIONAL DISTRICT 16



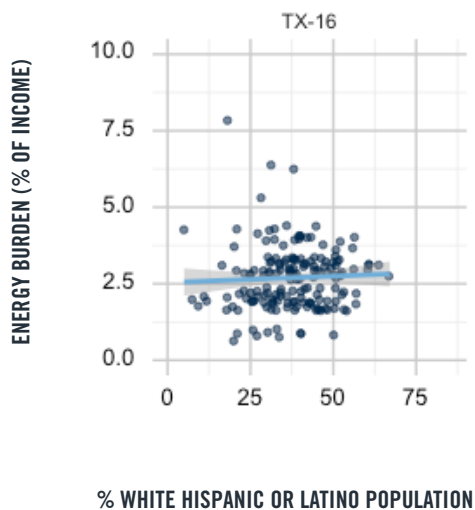
Source: Data from US Census via tigris and DOE LEAD Tool

HISPANIC POPULATION SHARE IN TEXAS CONGRESSIONAL DISTRICT 16



Source: Data from US Census via tigris and DOE LEAD Tool

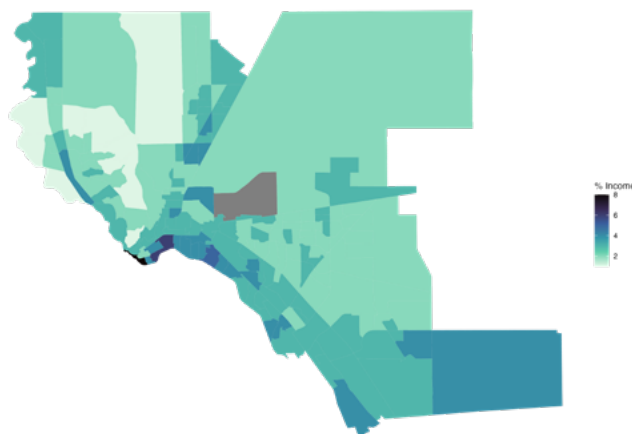
HISPANIC POPULATION SHARE AND ENERGY BURDENS IN TEXAS CONGRESSIONAL DISTRICT 16



Source: DOE LEAD Data

TEXAS DISTRICT 17

ENERGY BURDENS IN TEXAS CONGRESSIONAL DISTRICT 17



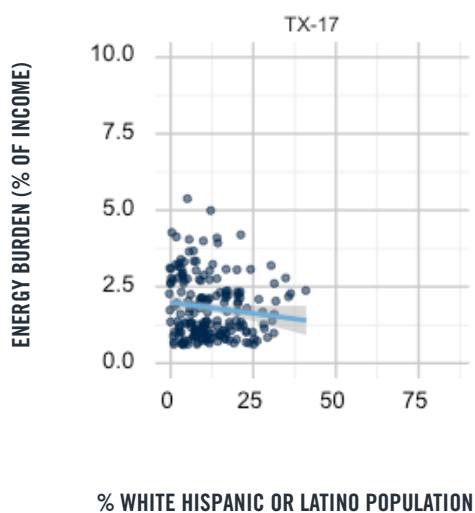
Source: Data from US Census via tigris and DOE LEAD Tool

HISPANIC POPULATION SHARE IN TEXAS CONGRESSIONAL DISTRICT 17



Source: Data from US Census via tigris and DOE LEAD Tool

HISPANIC POPULATION SHARE AND ENERGY BURDENS IN TEXAS CONGRESSIONAL DISTRICT 17



Source: DOE LEAD Data

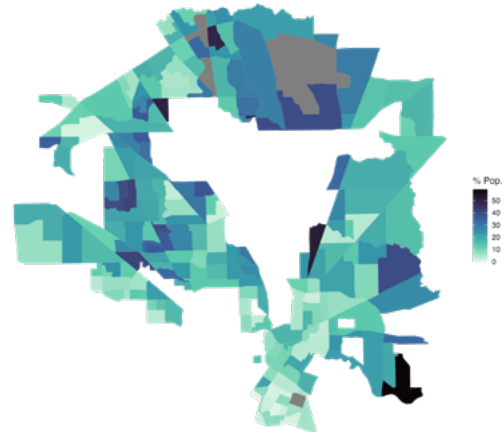
TEXAS DISTRICT 18

ENERGY BURDENS IN TEXAS CONGRESSIONAL DISTRICT 18



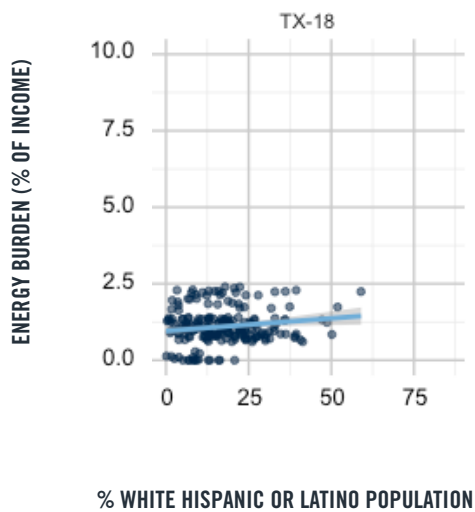
Source: Data from US Census via tigris and DOE LEAD Tool

HISPANIC POPULATION SHARE IN TEXAS CONGRESSIONAL DISTRICT 18



Source: Data from US Census via tigris and DOE LEAD Tool

HISPANIC POPULATION SHARE AND ENERGY BURDENS IN TEXAS CONGRESSIONAL DISTRICT 18



Source: DOE LEAD Data

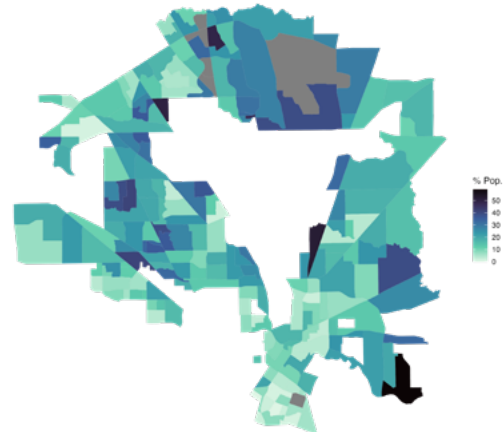
TEXAS DISTRICT 19

ENERGY BURDENS IN TEXAS CONGRESSIONAL DISTRICT 19



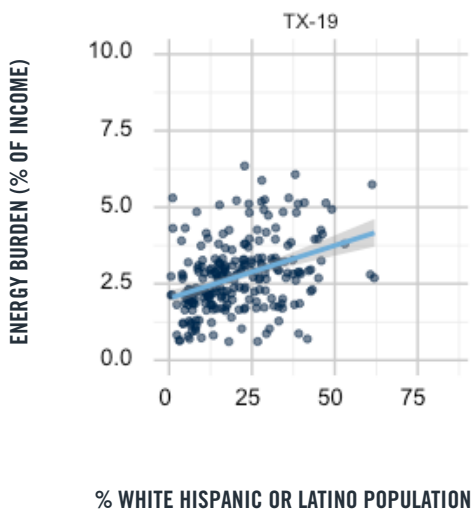
Source: Data from US Census via tigris and DOE LEAD Tool

HISPANIC POPULATION SHARE IN TEXAS CONGRESSIONAL DISTRICT 19



Source: Data from US Census via tigris and DOE LEAD Tool

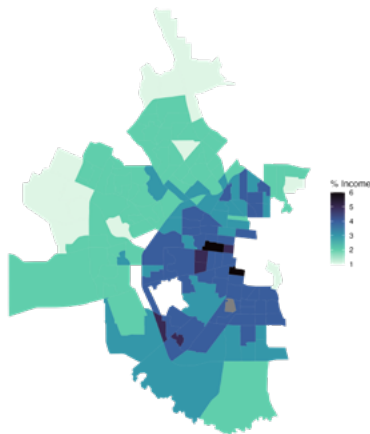
HISPANIC POPULATION SHARE AND ENERGY BURDENS IN TEXAS CONGRESSIONAL DISTRICT 19



Source: DOE LEAD Data

TEXAS DISTRICT 20

ENERGY BURDENS IN TEXAS CONGRESSIONAL DISTRICT 20



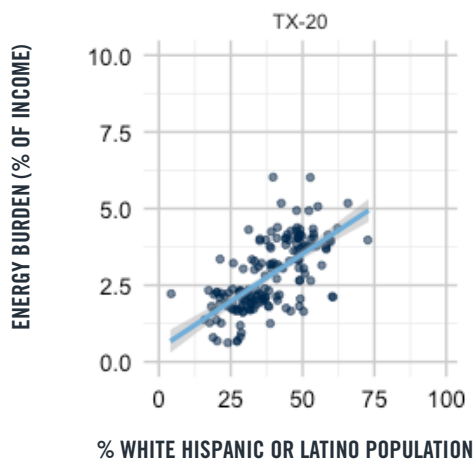
Source: Data from US Census via tigris and DOE LEAD Tool

HISPANIC POPULATION SHARE IN TEXAS CONGRESSIONAL DISTRICT 20



Source: Data from US Census via tigris and DOE LEAD Tool

HISPANIC POPULATION SHARE AND ENERGY BURDENS IN TEXAS CONGRESSIONAL DISTRICT 20



Source: DOE LEAD Data

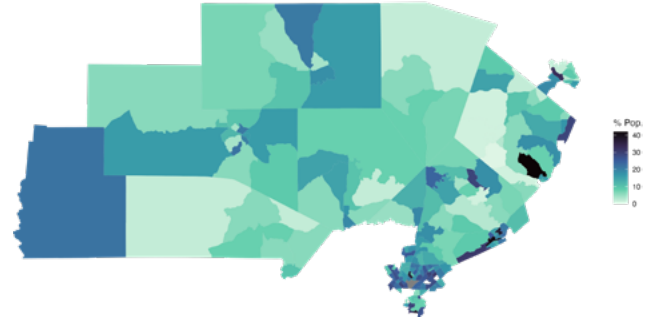
TEXAS DISTRICT 21

ENERGY BURDENS IN TEXAS CONGRESSIONAL DISTRICT 21



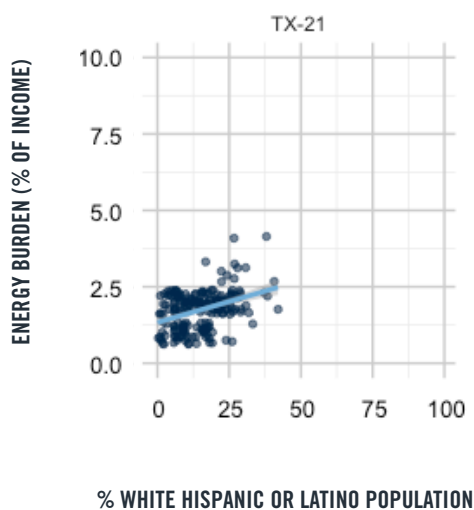
Source: Data from US Census via tigris and DOE LEAD Tool

HISPANIC POPULATION SHARE IN TEXAS CONGRESSIONAL DISTRICT 21



Source: Data from US Census via tigris and DOE LEAD Tool

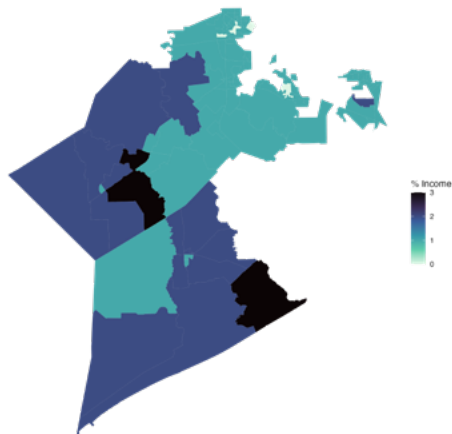
HISPANIC POPULATION SHARE AND ENERGY BURDENS IN TEXAS CONGRESSIONAL DISTRICT 21



Source: DOE LEAD Data

TEXAS DISTRICT 22

ENERGY BURDENS IN TEXAS CONGRESSIONAL DISTRICT 22



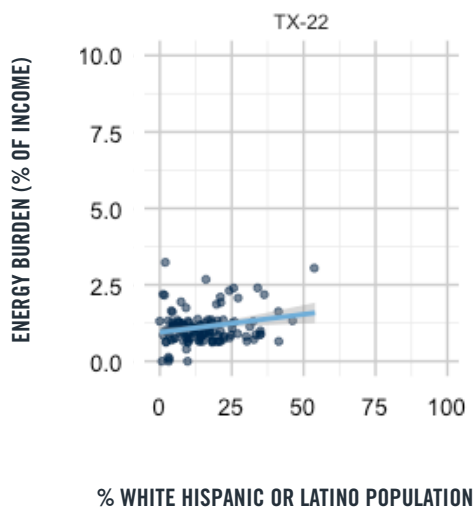
Source: Data from US Census via tigris and DOE LEAD Tool

HISPANIC POPULATION SHARE IN TEXAS CONGRESSIONAL DISTRICT 22



Source: Data from US Census via tigris and DOE LEAD Tool

HISPANIC POPULATION SHARE AND ENERGY BURDENS IN TEXAS CONGRESSIONAL DISTRICT 22



Source: DOE LEAD Data

TEXAS DISTRICT 23

ENERGY BURDENS IN TEXAS CONGRESSIONAL DISTRICT 23



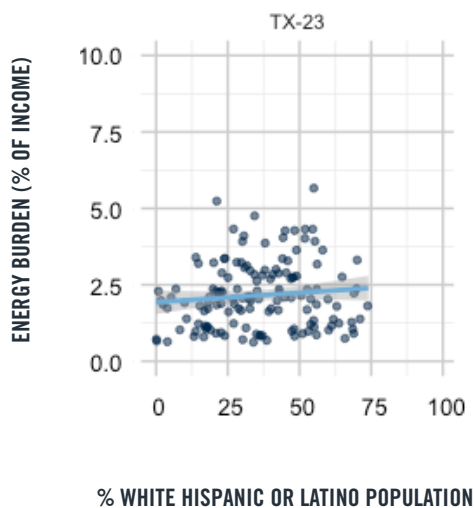
Source: Data from US Census via tigris and DOE LEAD Tool

HISPANIC POPULATION SHARE IN TEXAS CONGRESSIONAL DISTRICT 23



Source: Data from US Census via tigris and DOE LEAD Tool

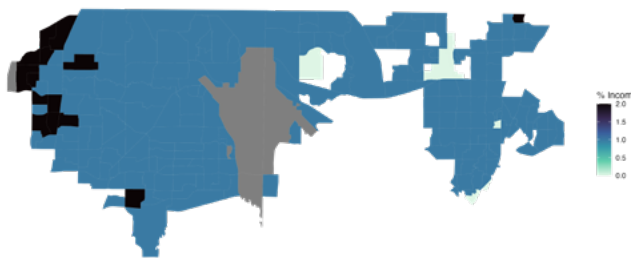
HISPANIC POPULATION SHARE AND ENERGY BURDENS IN TEXAS CONGRESSIONAL DISTRICT 23



Source: DOE LEAD Data

TEXAS DISTRICT 24

ENERGY BURDENS IN TEXAS CONGRESSIONAL DISTRICT 24



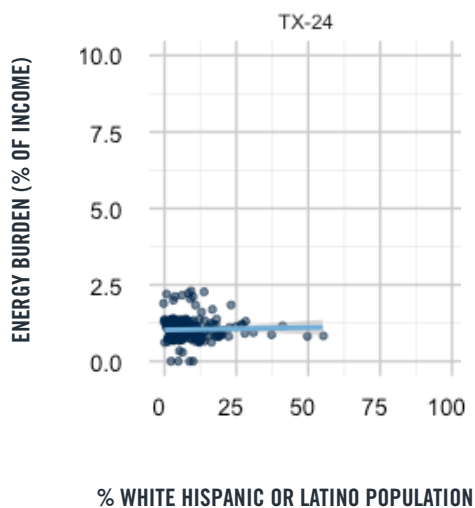
Source: Data from US Census via tigris and DOE LEAD Tool

HISPANIC POPULATION SHARE IN TEXAS CONGRESSIONAL DISTRICT 24



Source: Data from US Census via tigris and DOE LEAD Tool

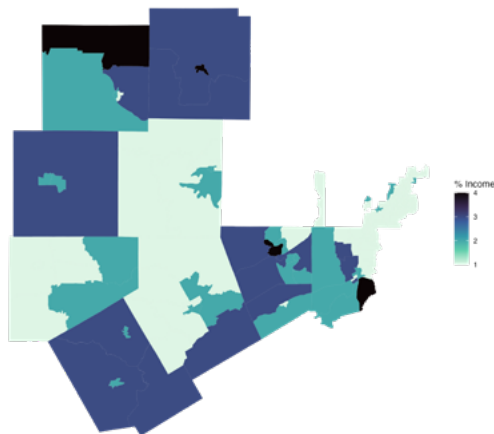
HISPANIC POPULATION SHARE AND ENERGY BURDENS IN TEXAS CONGRESSIONAL DISTRICT 24



Source: DOE LEAD Data

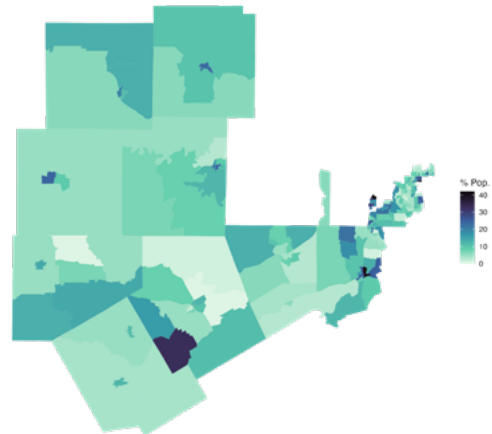
TEXAS DISTRICT 25

ENERGY BURDENS IN TEXAS CONGRESSIONAL DISTRICT 25



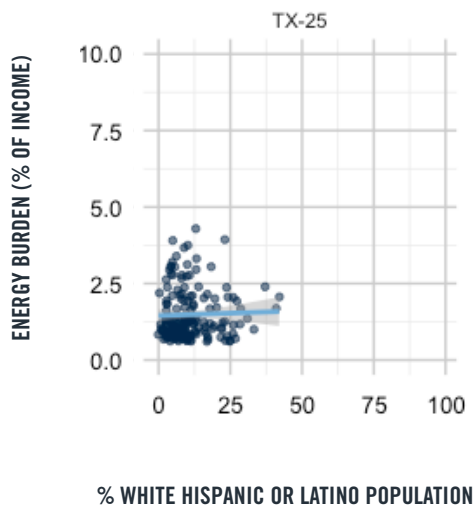
Source: Data from US Census via tigris and DOE LEAD Tool

HISPANIC POPULATION SHARE IN TEXAS CONGRESSIONAL DISTRICT 25



Source: Data from US Census via tigris and DOE LEAD Tool

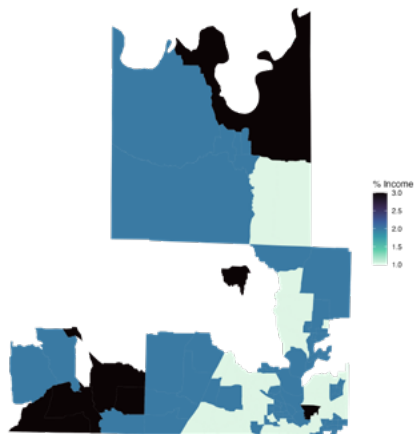
HISPANIC POPULATION SHARE AND ENERGY BURDENS IN TEXAS CONGRESSIONAL DISTRICT 25



Source: DOE LEAD Data

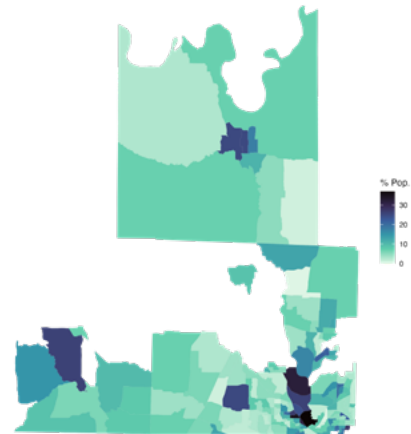
TEXAS DISTRICT 26

ENERGY BURDENS IN TEXAS CONGRESSIONAL DISTRICT 26



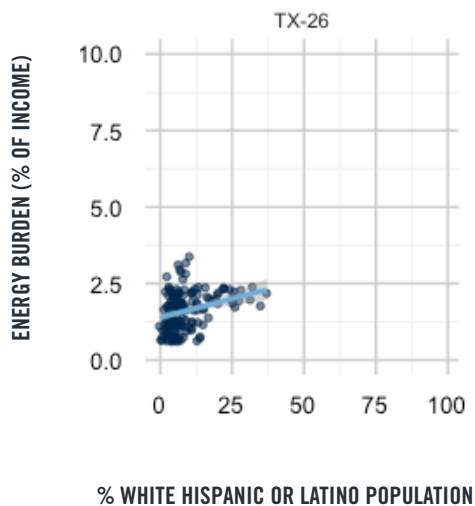
Source: Data from US Census via tigris and DOE LEAD Tool

HISPANIC POPULATION SHARE IN TEXAS CONGRESSIONAL DISTRICT 26



Source: Data from US Census via tigris and DOE LEAD Tool

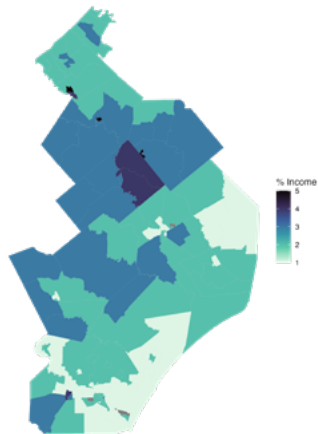
HISPANIC POPULATION SHARE AND ENERGY BURDENS IN TEXAS CONGRESSIONAL DISTRICT 26



Source: DOE LEAD Data

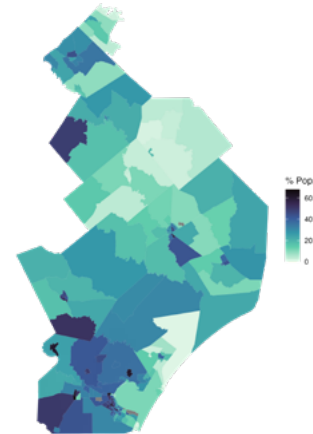
TEXAS DISTRICT 27

ENERGY BURDENS IN TEXAS CONGRESSIONAL DISTRICT 27



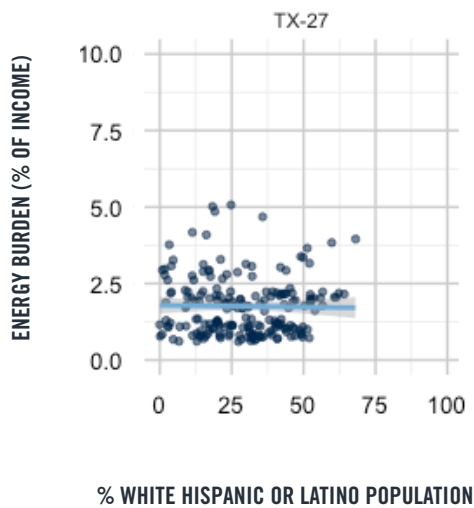
Source: Data from US Census via tigris and DOE LEAD Tool

HISPANIC POPULATION SHARE IN TEXAS CONGRESSIONAL DISTRICT 27



Source: Data from US Census via tigris and DOE LEAD Tool

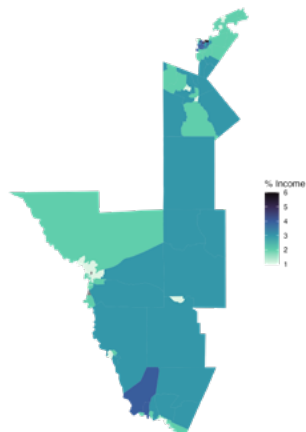
HISPANIC POPULATION SHARE AND ENERGY BURDENS IN TEXAS CONGRESSIONAL DISTRICT 27



Source: DOE LEAD Data

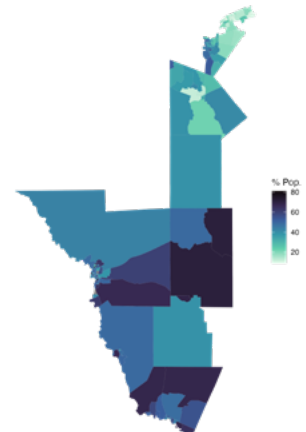
TEXAS DISTRICT 28

ENERGY BURDENS IN TEXAS CONGRESSIONAL DISTRICT 28



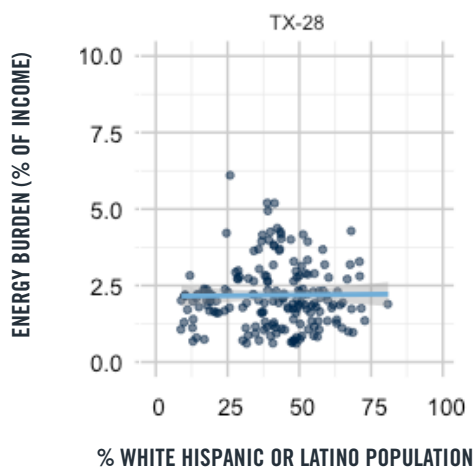
Source: Data from US Census via tigris and DOE LEAD Tool

HISPANIC POPULATION SHARE IN TEXAS CONGRESSIONAL DISTRICT 28



Source: Data from US Census via tigris and DOE LEAD Tool

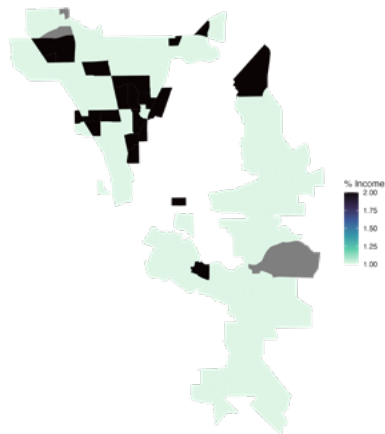
HISPANIC POPULATION SHARE AND ENERGY BURDENS IN TEXAS CONGRESSIONAL DISTRICT 28



Source: DOE LEAD Data

TEXAS DISTRICT 29

ENERGY BURDENS IN TEXAS CONGRESSIONAL DISTRICT 29



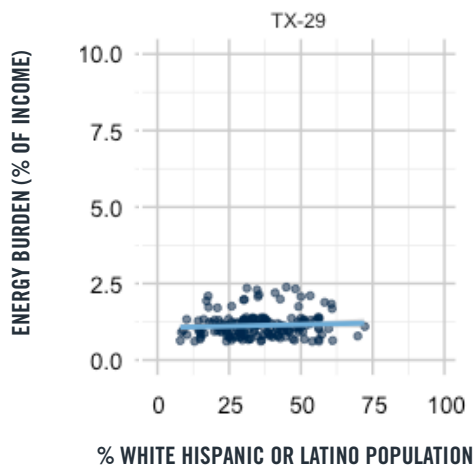
Source: Data from US Census via tigris and DOE LEAD Tool

HISPANIC POPULATION SHARE IN TEXAS CONGRESSIONAL DISTRICT 29



Source: Data from US Census via tigris and DOE LEAD Tool

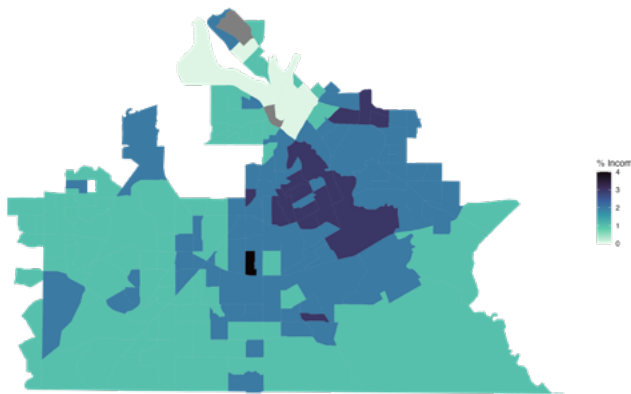
HISPANIC POPULATION SHARE AND ENERGY BURDENS IN TEXAS CONGRESSIONAL DISTRICT 29



Source: DOE LEAD Data

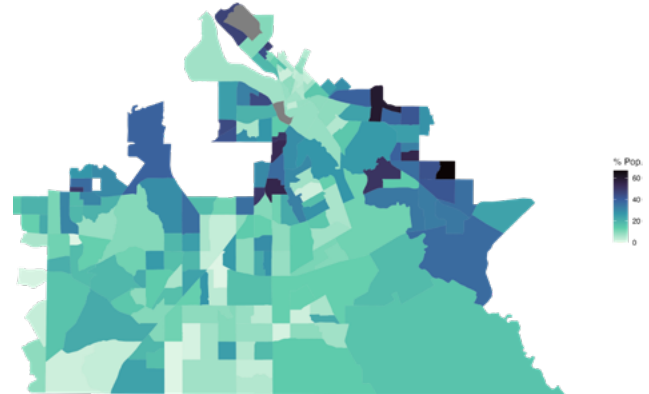
TEXAS DISTRICT 30

ENERGY BURDENS IN TEXAS CONGRESSIONAL DISTRICT 30



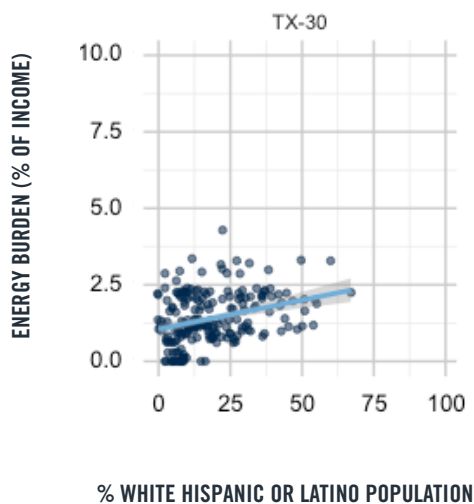
Source: Data from US Census via tigris and DOE LEAD Tool

HISPANIC POPULATION SHARE IN TEXAS CONGRESSIONAL DISTRICT 30



Source: Data from US Census via tigris and DOE LEAD Tool

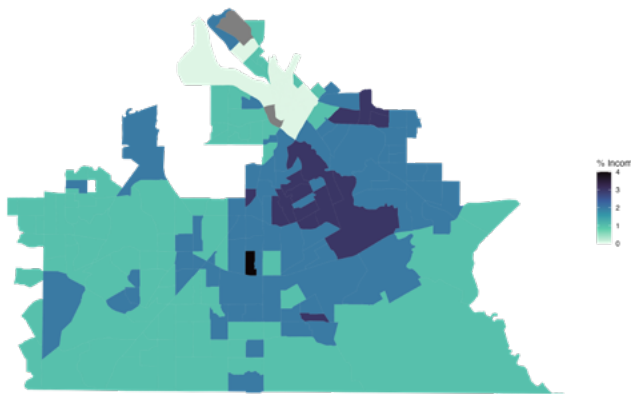
HISPANIC POPULATION SHARE AND ENERGY BURDENS IN TEXAS CONGRESSIONAL DISTRICT 30



Source: DOE LEAD Data

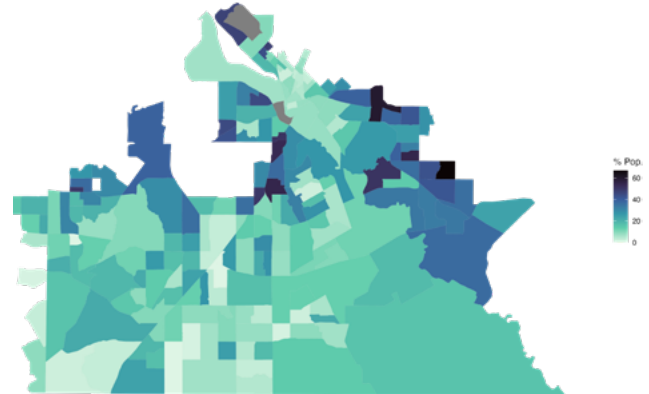
TEXAS DISTRICT 31

ENERGY BURDENS IN TEXAS CONGRESSIONAL DISTRICT 31



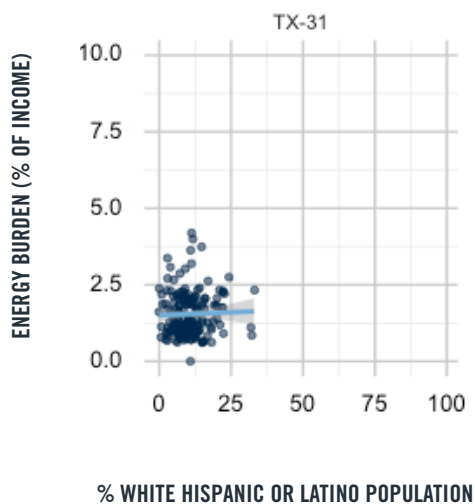
Source: Data from US Census via tigris and DOE LEAD Tool

HISPANIC POPULATION SHARE IN TEXAS CONGRESSIONAL DISTRICT 31



Source: Data from US Census via tigris and DOE LEAD Tool

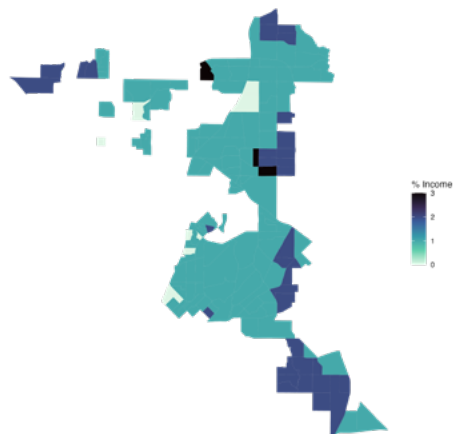
HISPANIC POPULATION SHARE AND ENERGY BURDENS IN TEXAS CONGRESSIONAL DISTRICT 31



Source: DOE LEAD Data

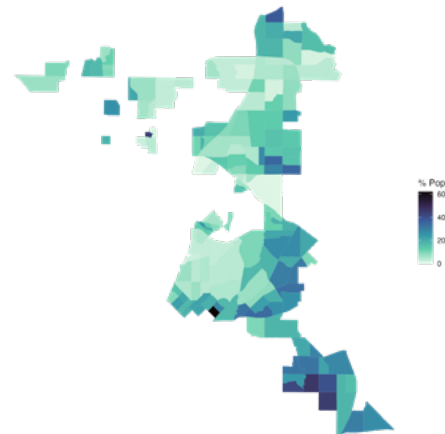
TEXAS DISTRICT 32

ENERGY BURDENS IN TEXAS CONGRESSIONAL DISTRICT 32



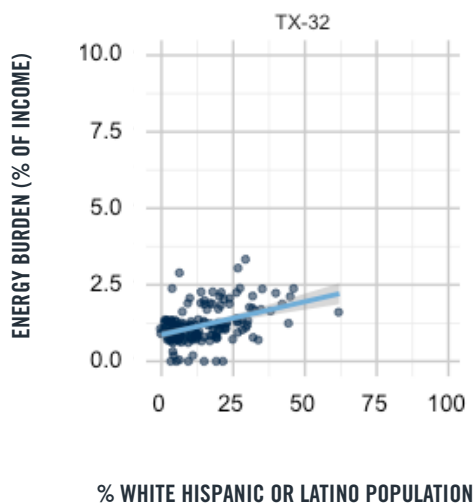
Source: Data from US Census via tigris and DOE LEAD Tool

HISPANIC POPULATION SHARE IN TEXAS CONGRESSIONAL DISTRICT 32



Source: Data from US Census via tigris and DOE LEAD Tool

HISPANIC POPULATION SHARE AND ENERGY BURDENS IN TEXAS CONGRESSIONAL DISTRICT 32



Source: DOE LEAD Data

TEXAS DISTRICT 33

ENERGY BURDENS IN TEXAS CONGRESSIONAL DISTRICT 33



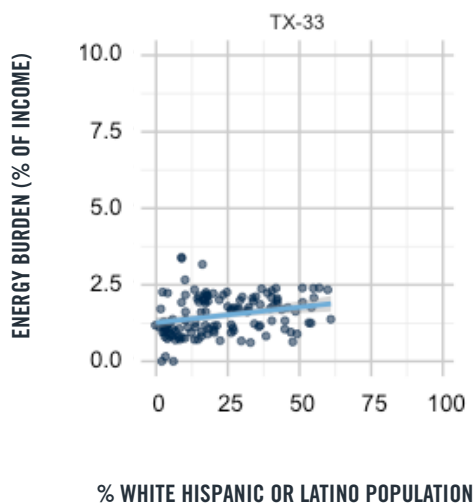
Source: Data from US Census via tigris and DOE LEAD Tool

HISPANIC POPULATION SHARE IN TEXAS CONGRESSIONAL DISTRICT 33



Source: Data from US Census via tigris and DOE LEAD Tool

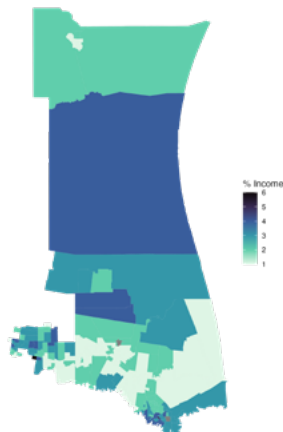
HISPANIC POPULATION SHARE AND ENERGY BURDENS IN TEXAS CONGRESSIONAL DISTRICT 33



Source: DOE LEAD Data

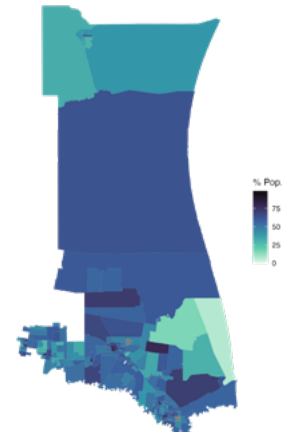
TEXAS DISTRICT 34

ENERGY BURDENS IN TEXAS CONGRESSIONAL DISTRICT 34



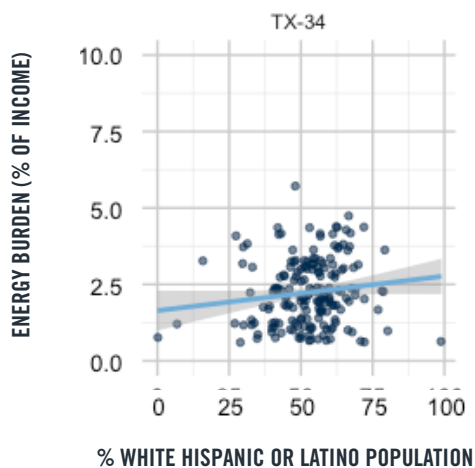
Source: Data from US Census via tigris and DOE LEAD Tool

HISPANIC POPULATION SHARE IN TEXAS CONGRESSIONAL DISTRICT 34



Source: Data from US Census via tigris and DOE LEAD Tool

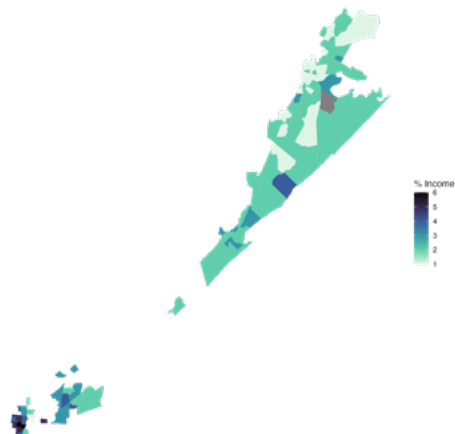
HISPANIC POPULATION SHARE AND ENERGY BURDENS IN TEXAS CONGRESSIONAL DISTRICT 34



Source: DOE LEAD Data

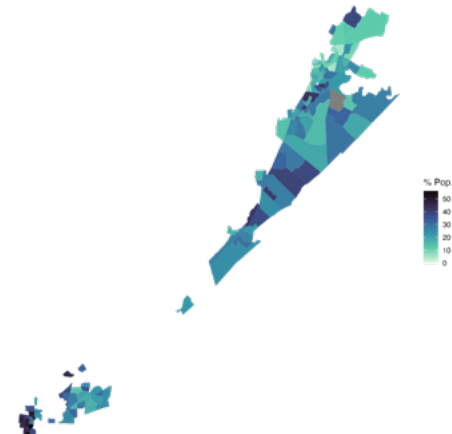
TEXAS DISTRICT 35

ENERGY BURDENS IN TEXAS CONGRESSIONAL DISTRICT 35



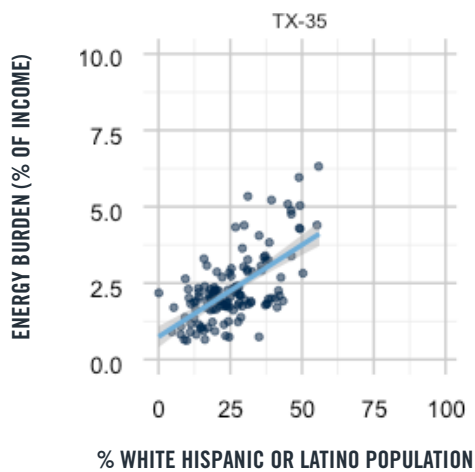
Source: Data from US Census via tigris and DOE LEAD Tool

HISPANIC POPULATION SHARE IN TEXAS CONGRESSIONAL DISTRICT 35



Source: Data from US Census via tigris and DOE LEAD Tool

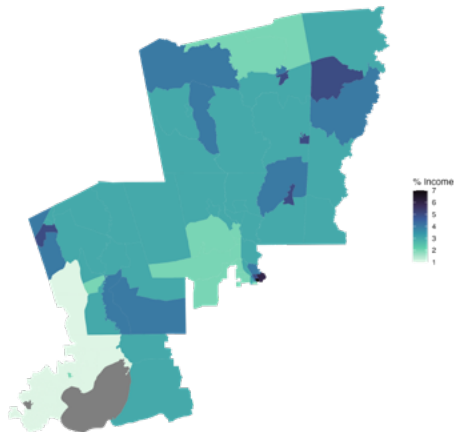
HISPANIC POPULATION SHARE AND ENERGY BURDENS IN TEXAS CONGRESSIONAL DISTRICT 35



Source: DOE LEAD Data

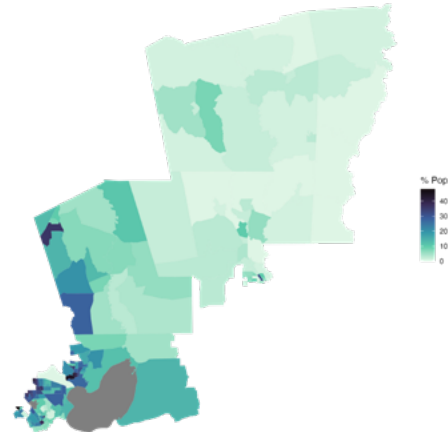
TEXAS DISTRICT 36

ENERGY BURDENS IN TEXAS CONGRESSIONAL DISTRICT 36



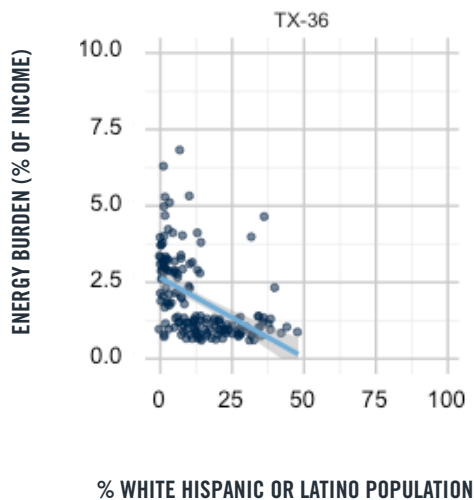
Source: Data from US Census via tigris and DOE LEAD Tool

HISPANIC POPULATION SHARE IN TEXAS CONGRESSIONAL DISTRICT 36



Source: Data from US Census via tigris and DOE LEAD Tool

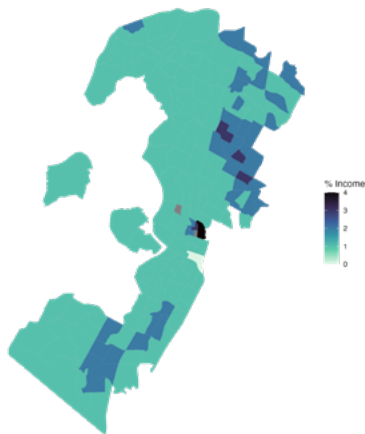
HISPANIC POPULATION SHARE AND ENERGY BURDENS IN TEXAS CONGRESSIONAL DISTRICT 36



Source: DOE LEAD Data

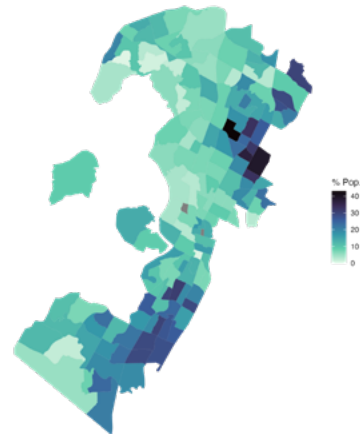
TEXAS DISTRICT 37

ENERGY BURDENS IN TEXAS CONGRESSIONAL DISTRICT 37



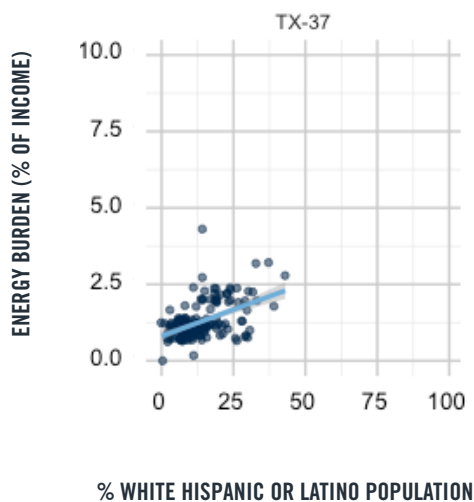
Source: Data from US Census via tigris and DOE LEAD Tool

HISPANIC POPULATION SHARE IN TEXAS CONGRESSIONAL DISTRICT 37



Source: Data from US Census via tigris and DOE LEAD Tool

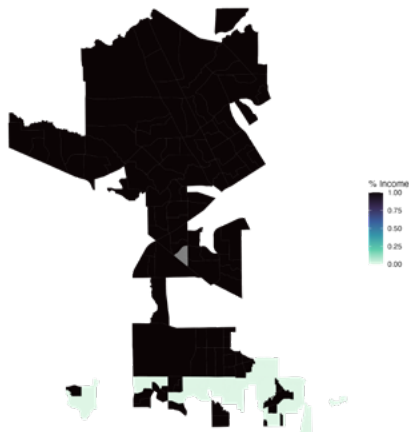
HISPANIC POPULATION SHARE AND ENERGY BURDENS IN TEXAS CONGRESSIONAL DISTRICT 37



Source: DOE LEAD Data

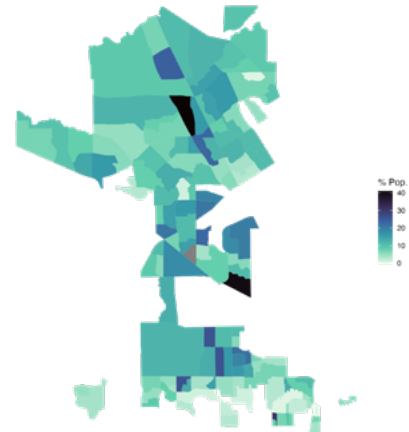
TEXAS DISTRICT 38

ENERGY BURDENS IN TEXAS CONGRESSIONAL DISTRICT 38



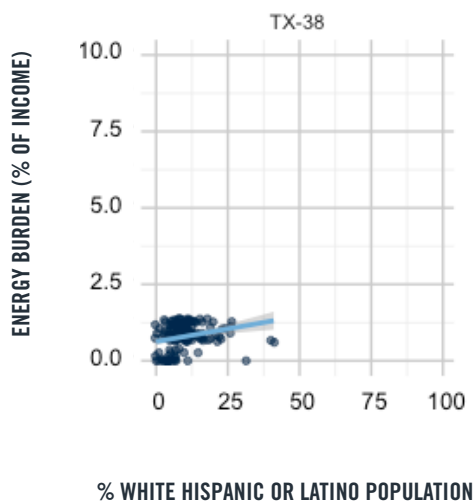
Source: Data from US Census via tigris and DOE LEAD Tool

HISPANIC POPULATION SHARE IN TEXAS CONGRESSIONAL DISTRICT 38



Source: Data from US Census via tigris and DOE LEAD Tool

HISPANIC POPULATION SHARE AND ENERGY BURDENS IN TEXAS CONGRESSIONAL DISTRICT 38



Source: DOE LEAD Data